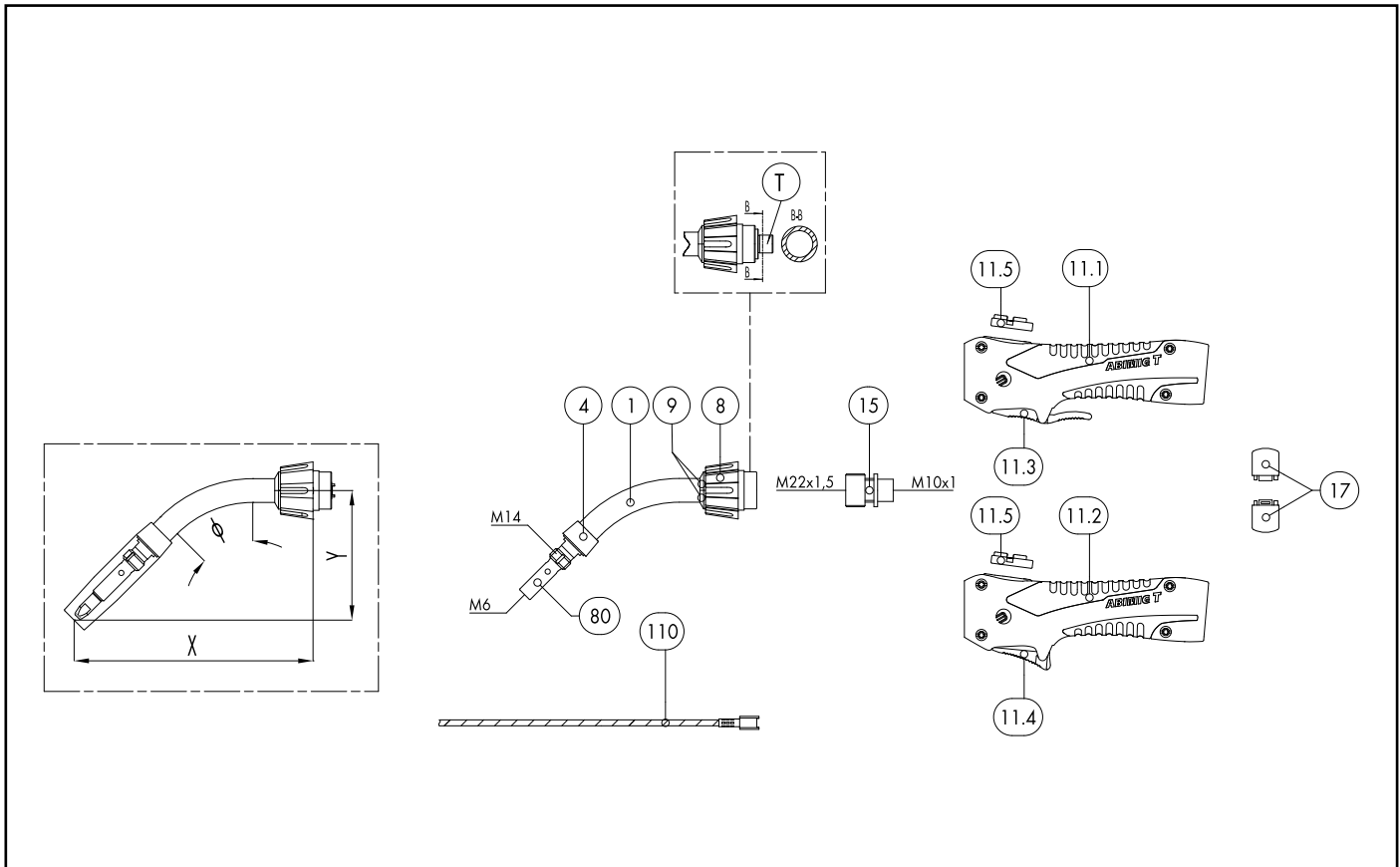
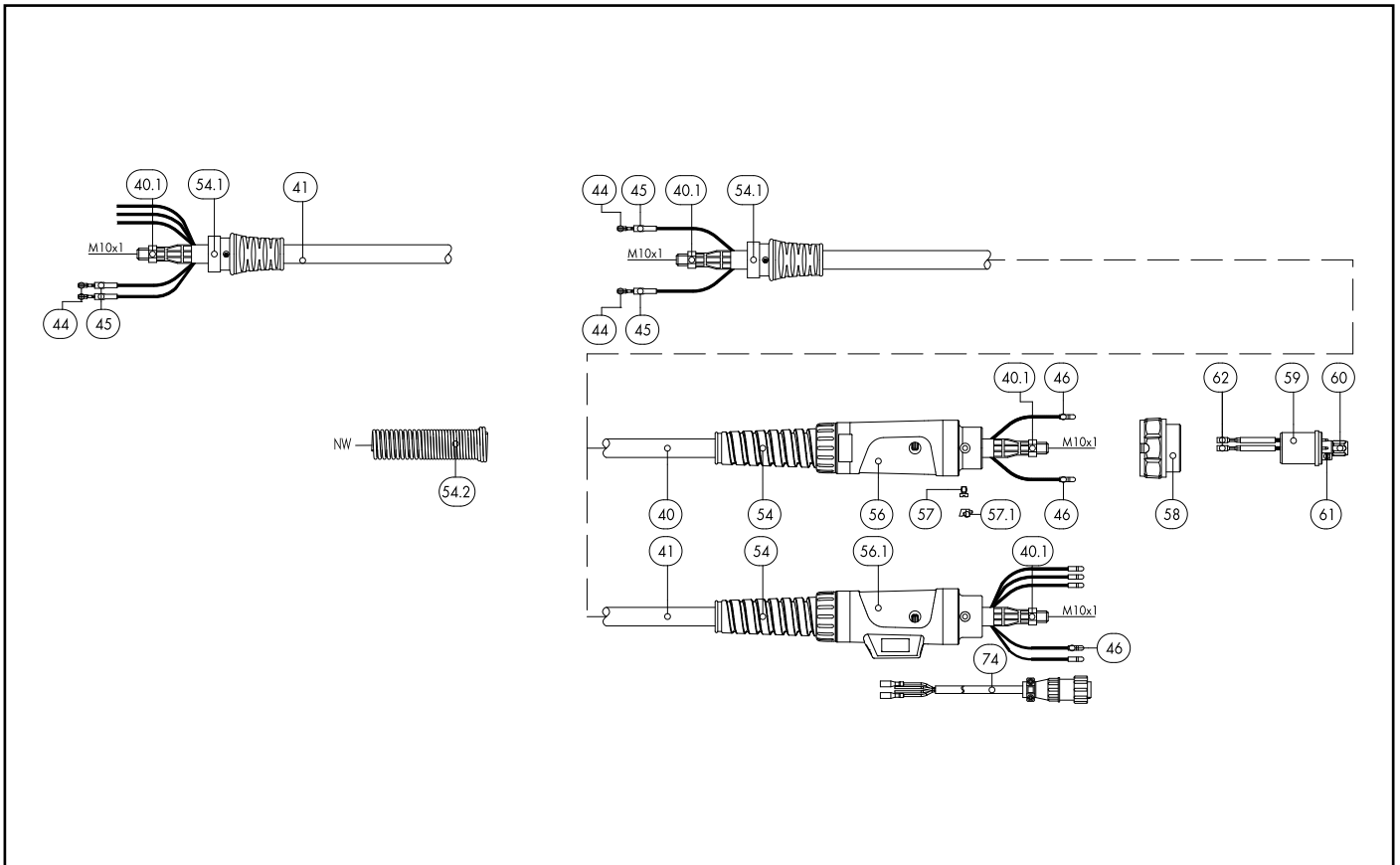


# MIG/MAG Welding Torches ABIMIG® A T 255 LW



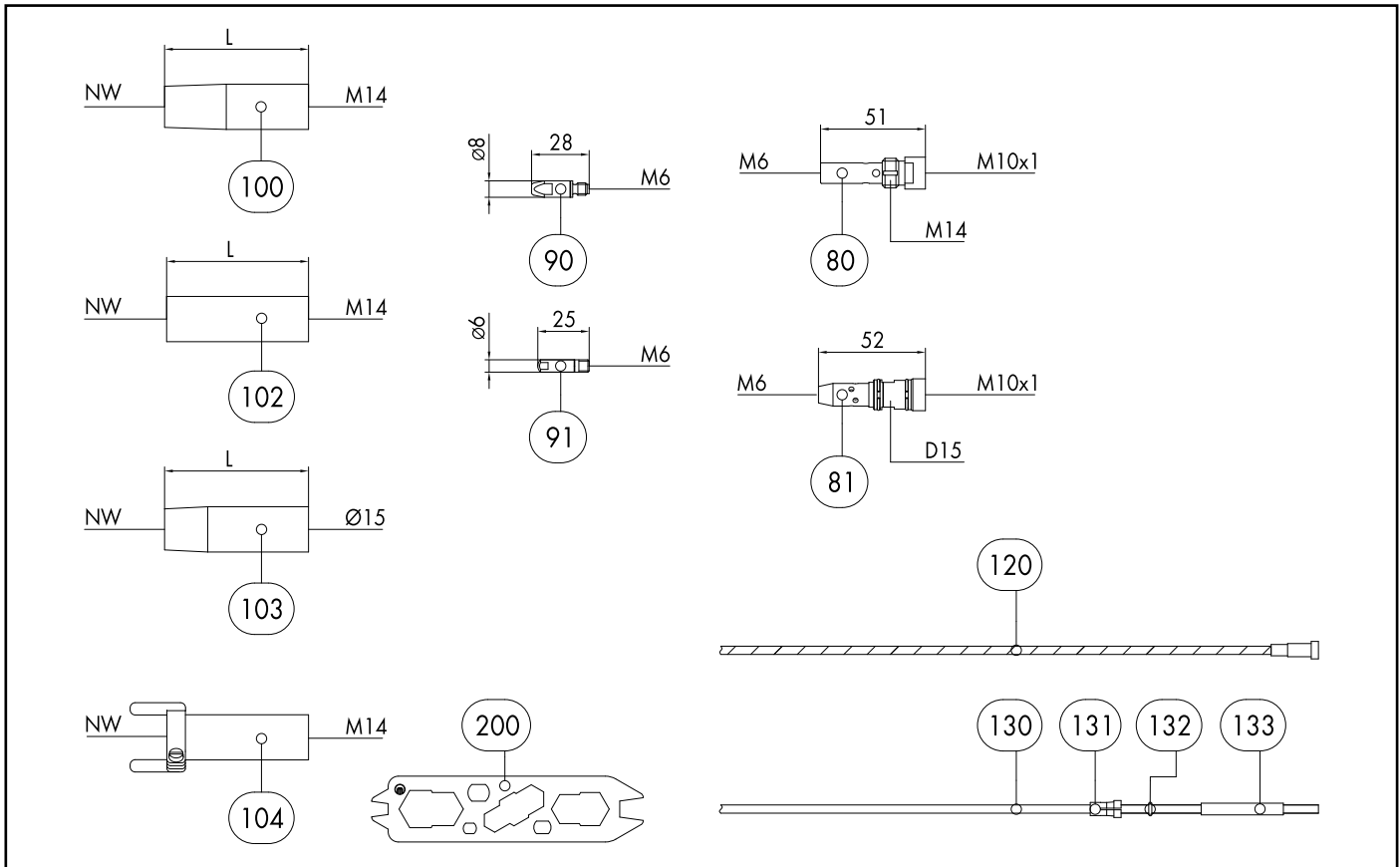
Pos.	Description	Units	Part-No.	Product-group
	<b>Basic torch (complete)</b>			
	ABIMIG® A T 255 LW; T45°; central adaptor KZ-2; 3.00 m		004.D850.1	1323
	ABIMIG® A T 255 LW; T45°; central adaptor KZ-2; 4.00 m		004.D851.1	1323
	ABIMIG® A T 255 LW; T45°; central adaptor KZ-2; 5.00 m		004.D852.1	1323
	<b>Combi torch (basic torch without neck and wear parts)</b>			
	ABIMIG® A T G 255 LW; central adaptor KZ-2; 3.00 m		004.D894.1	1325
	ABIMIG® A T G 255 LW; central adaptor KZ-2; 4.00 m		004.D895.1	1325
	ABIMIG® A T G 255 LW; central adaptor KZ-2; 5.00 m		004.D896.1	1325
	<b>Swan neck</b>			
1	Swan neck ABMIG® A T 255K T; 45°; X=125; Y=75; gas nozzle screwed		004.D837.1	1306
1	Swan neck ABIMIG® A 255 LW; 45° bent		004.D831.1	1306
1	Swan neck ABMIG® A T 255 TM; 45°; X=160; Y=85; gas nozzle screwed		004.D842.1	1306
1	Swan neck ABMIG® A T 255 TM; 60°; X=135; Y=105; gas nozzle screwed		004.D860.1	1306
1	Swan neck ABMIG® A T 255 T; 60°; X=135; Y=106; gas nozzle screwed		004.D907.1	1306
1	Swan neck ABMIG® A T 255K TM; 45°; X=125; Y=75; gas nozzle screwed		004.D912.1	1306
1	Swan neck ABMIG® A T 255 T; 45°; X=185; X=95; gas nozzle screwed		004.D919.1	1306
1	Swan neck ABMIG® A T 255 TM; 45°; X=185; Y=95; gas nozzle screwed		004.D924.1	1306
	Swan neck ABMIG® A T 257 T; 45°; X=160; Y=85; gas nozzle mated		004.D845.1	1306
	Swan neck ABMIG® A T 257 TM; 45°; X=160; Y=85; gas nozzle mated		004.D846.1	1306
	Swan neck ABMIG® A T 257K T; 45°; X=125; Y=75; gas nozzle mated		004.D915.1	1306
	Swan neck ABMIG® A T 257K TM; 45°; X=135; Y=105; gas nozzle mated		004.D916.1	1306
	Swan neck ABMIG® A T 257 T; 60°; X=135; Y=105; gas nozzle mated		004.D917.1	1306
	Swan neck ABMIG® A T 257 TM; 60°; X=135; Y=105; gas nozzle mated		004.D918.1	1306
	Swan neck ABMIG® A T 257 T; 45°; X=185; Y=95; gas nozzle mated		004.D927.1	1306
	Swan neck ABMIG® A T 257 TM; 45°; X=185; Y=95; gas nozzle mated		004.D928.1	1306
	Swan neck ABMIG® A T 255 T8 FLEX; X=567; gas nozzle screwed		004.D826.1	1306

# MIG/MAG Welding Torches ABIMIG® A T 255 LW



Pos.	Description	Units	Part-No.	Product-group
	COMBI swan neck A T 255K TM cpl.; 45°; X=125; Y=75; gas nozzle screwed		004.0638.1	1306
	COMBI swan neck A T 255K T cpl.; 45°; X=125; Y=75; gas nozzle screwed		004.0639.1	1306
	COMBI swan neck A T 255 TM cpl.; 45°; X=160; Y=85; gas nozzle screwed		004.0640.1	1306
	COMBI swan neck A T 255 T cpl.; 45°; X=160; Y=85; gas nozzle screwed		004.0641.1	1306
	COMBI swan neck A T 255 TM cpl.; 60°; X=135; Y=105; gas nozzle screwed		004.0642.1	1306
	COMBI swan neck A T 255 T cpl.; 60°; X=135; Y=105; gas nozzle screwed		004.0643.1	1306
	COMBI swan neck A T 255L TM cpl.; 45°; X=185; Y=95; gas nozzle screwed		004.0644.1	1306
	COMBI swan neck A T 255L T cpl.; 45°; X=185; Y=95 gas nozzle screwed		004.0645.1	1306
	COMBI swan neck A T 255 T8 FLEX cpl.; X=250; gas nozzle screwed		004.0646.1	1306
4	Spacer	5 Pcs.	767.D637.5	1595
8	Coupling nut M22x1.5		014.H279.1	1595
9	Protective cab (split) D=16 for round-neck nut	10 Pcs.	014.H282.10	1595
	<b>Handle</b>			
11.1	Handle ABIMIG® A T with push-button long		180.D077.1	1595
11.1	Handle ABIMIG® A T with push-button long (without module BIS-52)		180.D079.1	1595
11.2	Handle ABIMIG® A T with push-button short		180.D078.1	1595
11.2	Handle ABIMIG® A T with push-button short (without module BIS-52)		180.D080.1	1595
11.3	Trigger long 2-pole		185.D118.1	1595
11.4	Trigger short 2-pole		185.D120.1	1595
11.5	Blind cover		400.D573.1	1595
15	Torch pipe connection M22x1.5 / M10x1		014.H354.1	1595
17	Half rings (1 pair)	2 Pcs.	400.D561.2	1595
	<b>Cable assembly</b>			
40	Bikox® LW power cable, R5 for 3.00 m		160.H032.1	1511
40	Bikox® LW power cable, R5 for 4.00 m		160.H033.1	1511
40	Bikox® LW cable assembly, R5 2-pole for 4.50 m		160.H242.1	1511

# MIG/MAG Welding Torches ABIMIG® A T 255 LW



Pos.	Description	Units	Part-No.	Product-group
40	Bikox® LW power cable, R5 for 5.00 m		160.H034.1	1511
40	Bikox® LW cable assembly, R5 2-pole for 6.00 m		160.H433.1	1511
40	Bikox® LW cable assembly, R5 2-pole Up/Down for 3.00 m		160.H368.1	1511
40	Bikox® LW cable assembly, R5 2-pole Up/Down for 4.00 m		160.H369.1	1511
40	Bikox® LW cable assembly, R5 2-pole Up/Down for 4.50 m		160.H434.1	1511
40	Bikox® LW cable assembly, R5 2-pole Up/Down for 5.00 m		160.H370.1	1511
40	Bikox® LW cable assembly, R5 2-pole Up/Down for 6.00 m		160.H435.1	1511
40.1	Hexagon nut M10x1	10 Pcs.	001.0009	9010
44	Trigger wire connector	20 Pcs.	175.0022	9010
45	Insulating sleeve	20 Pcs.	400.0119	1095
46	Plug	20 Pcs.	175.0004	9010
54	Cable support ND 19		400.1010	1095
54.1	Cable support ABIMIG® A T LW (short)		400.D574.1	1595
54.1	Cable support spring ND 21		400.D205	1595
56	Cable support machine side		501.2248	9010
56.1	Connection housing machine side cpl.; for UNI-plug		501.D578.1	1595
57	Pan head screw M4x6	20 Pcs.	000.0552	9010
57.1	Screw cap 1	20 Pcs.	500.0251	9010
58	Adaptor nut M33x2		500.0213	9010
59	Central adaptor KZ-2		501.0003	1095
60	Coupling nut M10x1, plastic	5 Pcs.	501.D536.5	1595
61	O-Ring 4x1	20 Pcs.	165.0002	9010
62	Trigger wire connector; female	20 Pcs.	175.0003	9010
74	Control cable with 4-pole Amphenol plug L=400 mm		175.D098	1595
	<b>Wear parts</b>			
80	Contact tip holder M14/M6/51 US	5 Pcs.	004.D624.5	1533

# MIG/MAG Welding Torches ABIMIG® A T 255 LW

Pos.	Description	Units	Part-No.	Product-group
81	Contact tip holder D15/M8/53 for slip-on gas nozzle	5 Pcs.	004.D763.5	1533
90	Contact tip M6 E-Cu; Ø 0.8 (8x28)	10 Pcs.	140.0051	1030
90	Contact tip M6 E-Cu; Ø 1.0 (8x28)	10 Pcs.	140.0242	1030
90	Contact tip M6 E-Cu; Ø 1.2 (8x28)	10 Pcs.	140.0379	1030
90	Contact tip M6 CuCrZr; Ø 0.8 (8x28)	10 Pcs.	140.0054	1031
90	Contact tip M6 CuCrZr; Ø 1.0 (8x28)	10 Pcs.	140.0245	1031
90	Contact tip M6 CuCrZr; Ø 1.2 (8x28)	10 Pcs.	140.0382	1031
90	Contact tip M6 E-Cu; Ø 0.8 for alu wire (8x28)	10 Pcs.	141.0001	1030
90	Contact tip M6 E-Cu; Ø 1.0 for alu wire (8x28)	10 Pcs.	141.0006	1030
90	Contact tip M6 E-Cu; Ø 1.2 for alu wire (8x28)	10 Pcs.	141.0010	1030
90	Contact tip M6 CuCrZr silver-plated; Ø 0.8 (8x28)	10 Pcs.	147.0054	1031
90	Contact tip M6 CuCrZr silver-plated; Ø 1.0 (8x28)	10 Pcs.	147.0245	1031
90	Contact tip M6 CuCrZr silver-plated; Ø 1.2 (8x28)	10 Pcs.	147.0382	1031
90	Contact tip M6 HDS silver-plated; Ø 0.9 (8x28)	10 Pcs.	147.5172.10	5038
90	Contact tip M6 HDS silver-plated; Ø 1.0 (8x28)	10 Pcs.	147.5245	5038
90	Contact tip M6 HDS silver-plated; Ø 1.2 (8x28)	10 Pcs.	147.5382	5038
91	Contact tip M6 E-Cu; Ø 0.8 (6x25)	10 Pcs.	140.0059	1030
91	Contact tip M6 E-Cu; Ø 1.0 (6x25)	10 Pcs.	140.0253	1030
91	Contact tip M6 E-Cu; Ø 1.2 (6x25)	10 Pcs.	140.0387	1030
91	Contact tip M6 CuCrZr; Ø 0.8 (6x25)	10 Pcs.	140.0062	1031
91	Contact tip M6 CuCrZr; Ø 1.0 (6x25)	10 Pcs.	140.0256	1031
91	Contact tip M6 CuCrZr; Ø 1.2 (6x25)	10 Pcs.	140.0390	1031
91	Contact tip M6 E-Cu; Ø 0.8 for alu wire (6x25)	10 Pcs.	141.0002	1030
91	Contact tip M6 E-Cu; Ø 1.0 for alu wire (6x25)	10 Pcs.	141.0007	1030
91	Contact tip M6 E-Cu; Ø 1.2 for alu wire (6x25)	10 Pcs.	141.0011	1030
91	Contact tip M6 CuCrZr silver-plated; Ø 0.8 (6x25)	10 Pcs.	147.0062	1031
91	Contact tip M6 CuCrZr silver-plated; Ø 1.0 (6x25)	10 Pcs.	147.0256	1031
91	Contact tip M6 CuCrZr silver-plated; Ø 1.2 (6x25)	10 Pcs.	147.0390	1031
100	Gas nozzle M14; ND 16; galvanized	5 Pcs.	145.D011	1536
	Gas nozzle M14; ND 14; galvanized; conical L=67 mm	5 Pcs.	145.D012	1536
	Gas nozzle M14; ND 16 blank; with extended insulation	5 Pcs.	145.D195	1536
	Gas nozzle M14; NW 12; galvanized; conical L=67 mm	5 Pcs.	145.D013	1536
	Gas nozzle M14; NW 10; galvanized; conical L=67 mm	5 Pcs.	145.D268	1537
	Gas nozzle M14; ND 14; galvanized; conical L=67 mm	5 Pcs.	145.D012	1536
	Gas nozzle M14; NW 16; blank; conical L=70 mm	5 Pcs.	145.D190	1536
	Gas nozzle M14; NW 14; galvanized; conical L=70 mm	5 Pcs.	145.D016	1536
	Gas nozzle M14; NW 12; galvanized; conical L=70 mm	5 Pcs.	145.D015	1536
102	Gas nozzle M14; ND 18 galvanized; cylindrical L=67 mm	5 Pcs.	145.D014	1536
103	Gas nozzle (slip-on) D15; ND 16 galvanized	5 Pcs.	145.D375.5	1537
	Gas nozzle pluggable D15; NW 14; galvanized; conical L=70 mm; with extended insulation	5 Pcs.	145.D452.5	1537
	Gas nozzle pluggable D15; NW 12 galvanized; conical L=70 mm; with extended insulation	5 Pcs.	145.D451.5	1537
104	Spot weld gas nozzle M14; NW 18; galvanized; L=87 mm; with extended insulation	5 Pcs.	145.D019	1536
110	Neck liner 1.5; for wire Ø 0.6-1.0; for ABIMIG® T-Line		122.D037	1534
110	Neck liner 2.0; for wire Ø 1.0-1.2; for ABIMIG® T-Line		122.D038	1534
110	Neck liner 1.6; brass; for wire Ø 0.6-1.0; for ABIMIG® T-Line		122.D040	1534
110	Neck liner 2.2; brass; for wire Ø 1.0-1.4; for ABIMIG® T-Line		122.D041	1534
120	Guide spiral liner insulated; 1.5/4.5; blue; for wire Ø 0.6-0.8; for 3.00 m		124.0011	1034
120	Guide spiral liner insulated; 1.5/4.5; blue; for wire Ø 0.6-0.8; for 4.00 m		124.0012	1034
120	Guide spiral liner insulated; 1.5/4.5; blue; for wire Ø 0.6-0.8; for 5.00 m		124.0015	1034
120	Guide spiral liner insulated; 1.5/4.5; blue; wire-Ø 0.6-0.8; for 6.00 m		124.0016	1034

