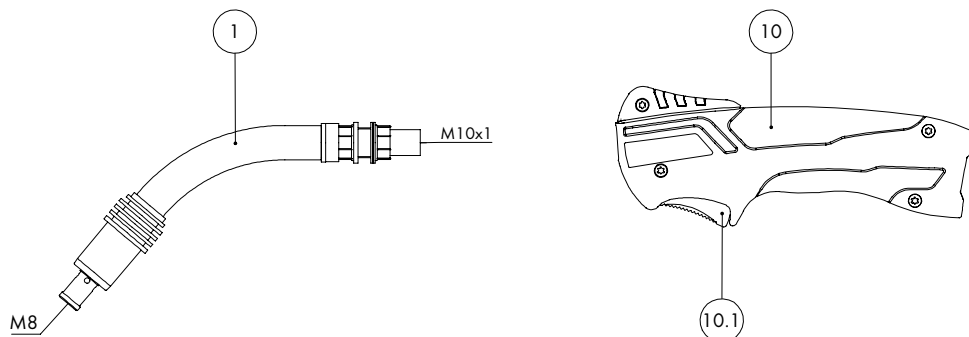
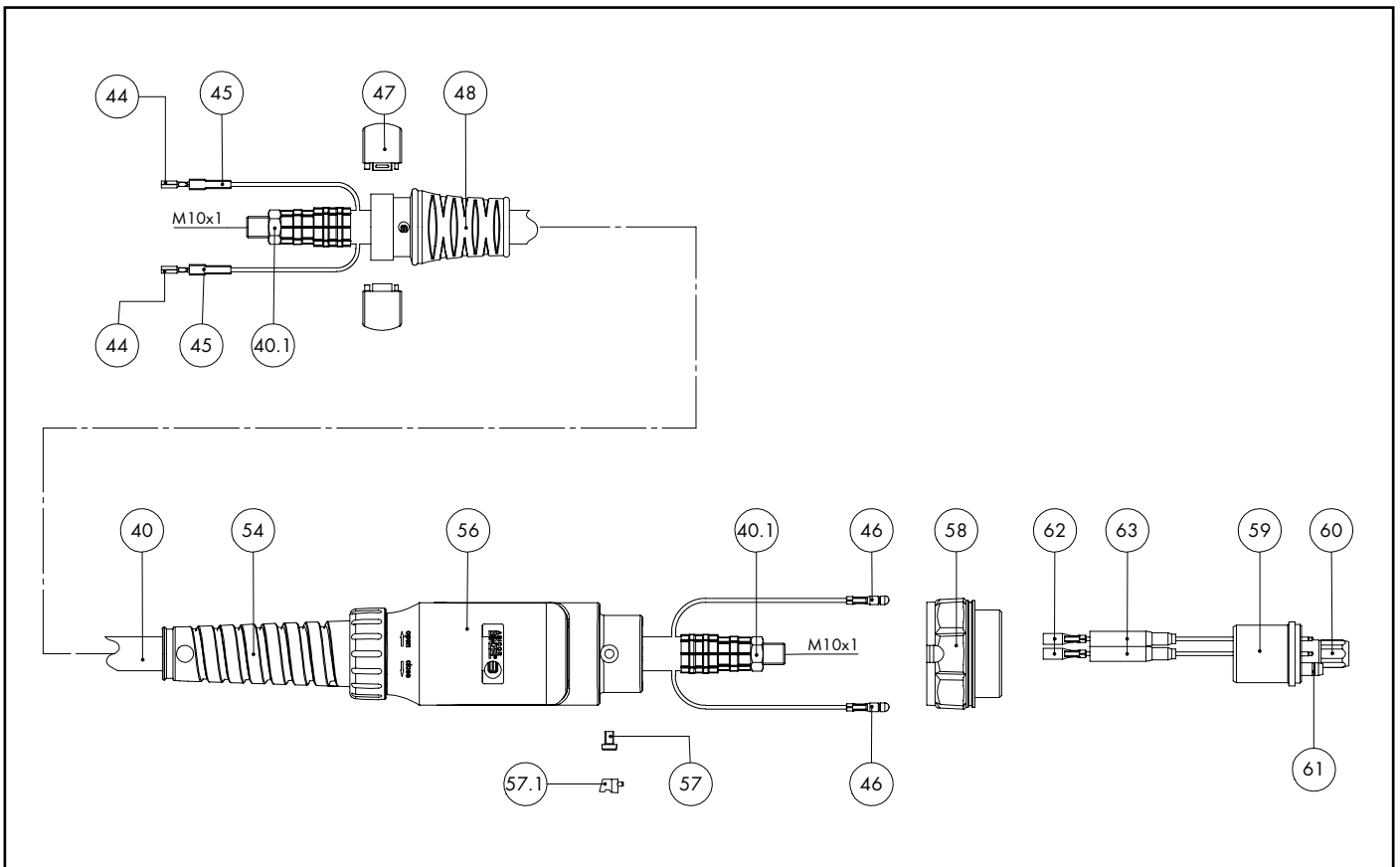


MIG/MAG Welding Torches MB EVO PRO 26



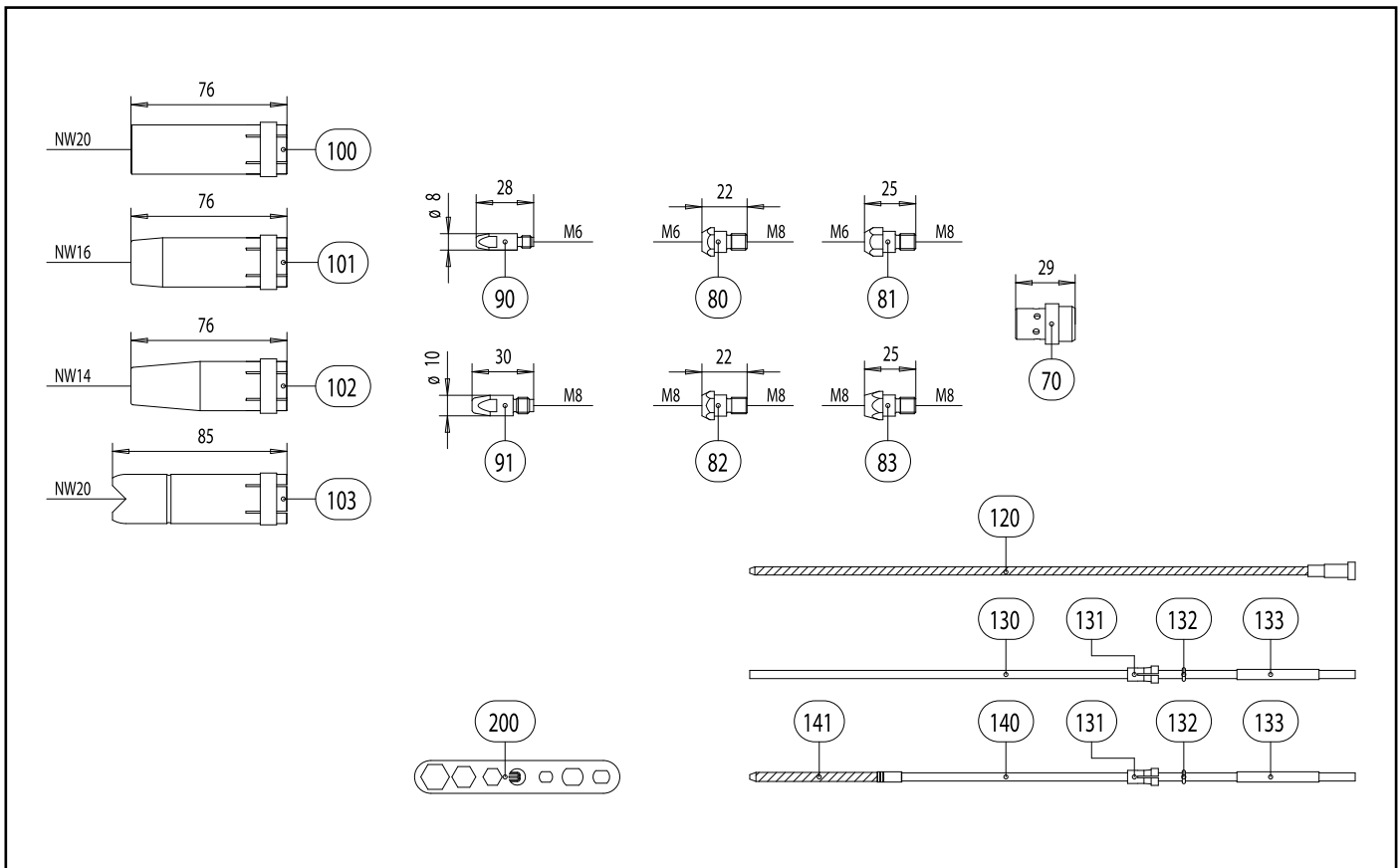
Pos.	Description	Details	Part-No.	Product group
Torch				
	MB EVO PRO 26; central adaptor KZ-2; 3.00 m		018.0211.1	1075
	MB EVO PRO 26; central adaptor KZ-2; 4.00 m		018.0212.1	1075
	MB EVO PRO 26; central adaptor KZ-2; 5.00 m		018.0213.1	1075
Swan neck				
1	Swan neck MB EVO PRO 26; 50° bent		018.0214.1	1014
Handle MB EVO PRO 2K				
10	Handle MB EVO PRO 2K; 2-pole ac complete		180.0176.1	1095
10.1	Trigger ergonomic 2-pol.; MB EVO PRO / MB EVO		185.0142.1	9010
Cable assembly				
40	Bikox® LW-power cable, R42 for 3.00 m		160.H039.1	1511
40	Bikox® LW-power cable, R42 for 4.00 m		160.H040.1	1511
40	Bikox® LW-power cable, R42 for 5.00 m		160.H041.1	1511
40.1	Hexagon nut M10x1	10 Pcs.	001.0009	9010
44	Trigger wire connector	20 Pcs.	175.0022	9010
45	Insulating sleeve	20 Pcs.	400.0119	1095
46	Male connector	20 Pcs.	175.0004	9010
47	Half ring D=37; raspberry red; MB EVO PRO	2 Pcs.	400.D561.2	1595
48	Cable support short ND 17-22		400.D574.1	1595
54	Cable support ND 19		400.1010	1095
56	Connection housing ac complete; MB EVO PRO / MB EVO		501.2673.1	9010
57	Pan head screw M4x6	20 Pcs.	000.0552	9010
57.1	Screw cap 1	20 Pcs.	500.0251	9010
58	Adaptor nut M33x2		500.0213	9010
59	Central adaptor KZ-2		501.0003	1095
60	Coupling nut M10x1	10 Pcs.	501.D536	1595

MIG/MAG Welding Torches MB EVO PRO 26



Pos.	Description	Details	Part-No.	Product group
61	O-Ring 4x1	20 Pcs.	165.0002	9010
62	Trigger wire connector; female	20 Pcs.	175.0003	9010
63	Insulating sleeve for central adapter	20 Pcs.	501.2609.20	1395
Wear parts				
70	Gas diffuser, white	10 Pcs.	018.0116	1032
70	Gas diffuser, ceramic	10 Pcs.	018.0141	1032
80	Contact tip holder M6; 22.0 mm (short)	10 Pcs.	142.0007	1033
81	Contact tip holder M6; 25.0 mm (long)	10 Pcs.	142.0012	1033
82	Contact tip holder M8; 22.0 mm (short)	10 Pcs.	142.0082	1033
83	Contact tip holder M8; 25.0 mm (long)	10 Pcs.	142.0026	1033
90	Contact tip M6 E-Cu; Ø 0.8 (8x28)	10 Pcs.	140.0051	1030
90	Contact tip M6 E-Cu; Ø 1.0 (8x28)	10 Pcs.	140.0242	1030
90	Contact tip M6 E-Cu; Ø 1.2 (8x28)	10 Pcs.	140.0379	1030
90	Contact tip M6 CuCrZr; Ø 0.8 (8x28)	10 Pcs.	140.0054	1031
90	Contact tip M6 CuCrZr; Ø 1.0 (8x28)	10 Pcs.	140.0245	1031
90	Contact tip M6 CuCrZr; Ø 1.2 (8x28)	10 Pcs.	140.0382	1031
90	Contact tip M6 E-Cu; Ø 0.8 for alu wire (8x28)	10 Pcs.	141.0001	1030
90	Contact tip M6 E-Cu; Ø 1.0 for alu wire (8x28)	10 Pcs.	141.0006	1030
90	Contact tip M6 E-Cu; Ø 1.2 for alu wire (8x28)	10 Pcs.	141.0010	1030
90	Contact tip M6 CuCrZr silver-plated; Ø 0.8 (8x28)	10 Pcs.	147.0054	1031
90	Contact tip M6 CuCrZr silver-plated; Ø 1.0 (8x28)	10 Pcs.	147.0245	1031
90	Contact tip M6 CuCrZr silver-plated; Ø 1.2 (8x28)	10 Pcs.	147.0382	1031
91	Contact tip M8 E-Cu; Ø 0.8 (10x30)	10 Pcs.	140.0114	1030
91	Contact tip M8 E-Cu; Ø 1.0 (10x30)	10 Pcs.	140.0313	1030
91	Contact tip M8 E-Cu; Ø 1.2 (10x30)	10 Pcs.	140.0442	1030
91	Contact tip M8 CuCrZr; Ø 0.8 (10x30)	10 Pcs.	140.0117	1031

MIG/MAG Welding Torches MB EVO PRO 26



Pos. Description

Pos.	Description	Details	Part-No.	Product group
91	Contact tip M8 CuCrZr; Ø 1.0 (10x30)	10 Pcs.	140.0316	1031
91	Contact tip M8 CuCrZr; Ø 1.2 (10x30)	10 Pcs.	140.0445	1031
91	Contact tip M8 E-Cu; Ø 0.8 for alu wire (10x30)	10 Pcs.	141.0003	1030
91	Contact tip M8 E-Cu; Ø 1.0 for alu wire (10x30)	10 Pcs.	141.0008	1030
91	Contact tip M8 E-Cu; Ø 1.2 for alu wire (10x30)	10 Pcs.	141.0015	1030
91	Contact tip M8 CuCrZr silver-plated; Ø 0.8 (10x30)	10 Pcs.	147.0117	1031
91	Contact tip M8 CuCrZr silver-plated; Ø 1.0 (10x30)	10 Pcs.	147.0316	1031
91	Contact tip M8 CuCrZr silver-plated; Ø 1.2 (10x30)	10 Pcs.	147.0445	1031
100	Gas nozzle; cylindrical; ND Ø 20.0	10 Pcs.	145.0051	1037
101	Gas nozzle; conical; ND Ø 16.0	10 Pcs.	145.0085	1037
102	Gas nozzle; tapered; ND Ø 14.0	10 Pcs.	145.0132	1037
103	Spot weld gas nozzle; ND Ø 20.0	10 Pcs.	145.0179	1037
120	Guide spiral liner insulated; 1.5/4.0; blue; for wire Ø 0.6-0.8; for 3.00 m		124.0011	1034
120	Guide spiral liner insulated; 1.5/4.0; blue; for wire Ø 0.6-0.8; for 4.00 m		124.0012	1034
120	Guide spiral liner insulated; 1.5/4.0; blue; for wire Ø 0.6-0.8; for 5.00 m		124.0015	1034
120	Guide spiral liner insulated; 2.0/4.5; red; for wire Ø 1.0-1.2; for 3.00 m		124.0026	1034
120	Guide spiral liner insulated; 2.0/4.5; red; for wire Ø 1.0-1.2; for 4.00 m		124.0031	1034
120	Guide spiral liner insulated; 2.0/4.5; red; for wire Ø 1.0-1.2; for 5.00 m		124.0035	1034
130	PTFE core liner 1.5/4.0; blue; wire electrode Ø 0.8-1.0; for 3.00 m		126.0005	1034
130	PTFE core liner 1.5/4.0; blue; wire electrode Ø 0.8-1.0; for 4.00 m		126.0008	1034
130	PTFE core liner 1.5/4.0; blue; wire electrode Ø 0.8-1.0; for 5.00 m		126.0011	1034
130	PTFE core liner 2.0/4.0; red; wire electrode Ø 1.0-1.2; for 3.00 m		126.0021	1034
130	PTFE core liner 2.0/4.0; red; wire electrode Ø 1.0-1.2; for 4.00 m		126.0026	1034
130	PTFE core liner 2.0/4.0; red; wire electrode Ø 1.0-1.2; for 5.00 m		126.0028	1034
130	PTFE carbon core liner 1.5/4.0; wire electrode Ø 0.8-1.0; for 3.00 m		127.0002	1034
130	PTFE carbon core liner 1.5/4.0; wire electrode Ø 0.8-1.0; for 4.00 m		127.0003	1034

