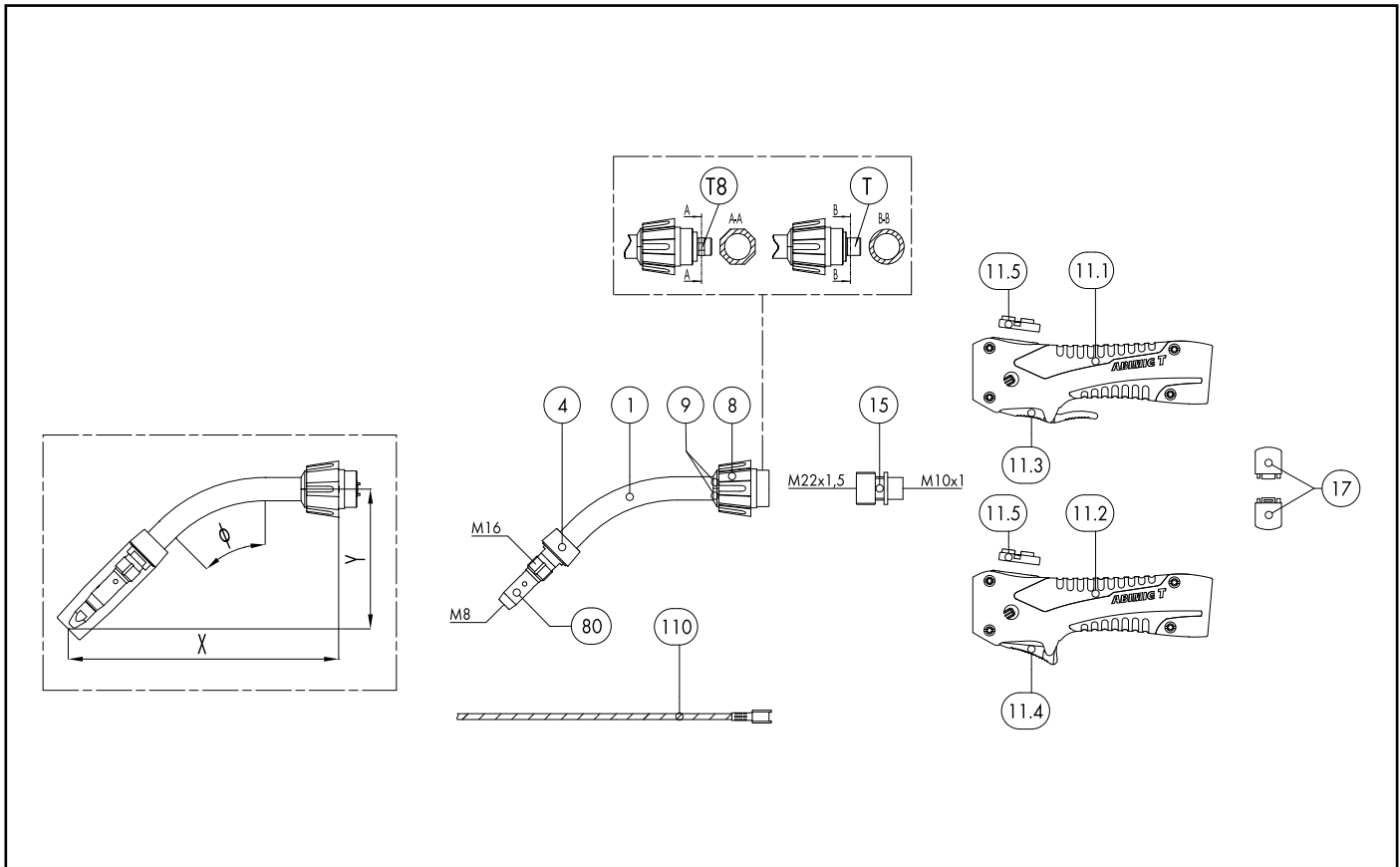
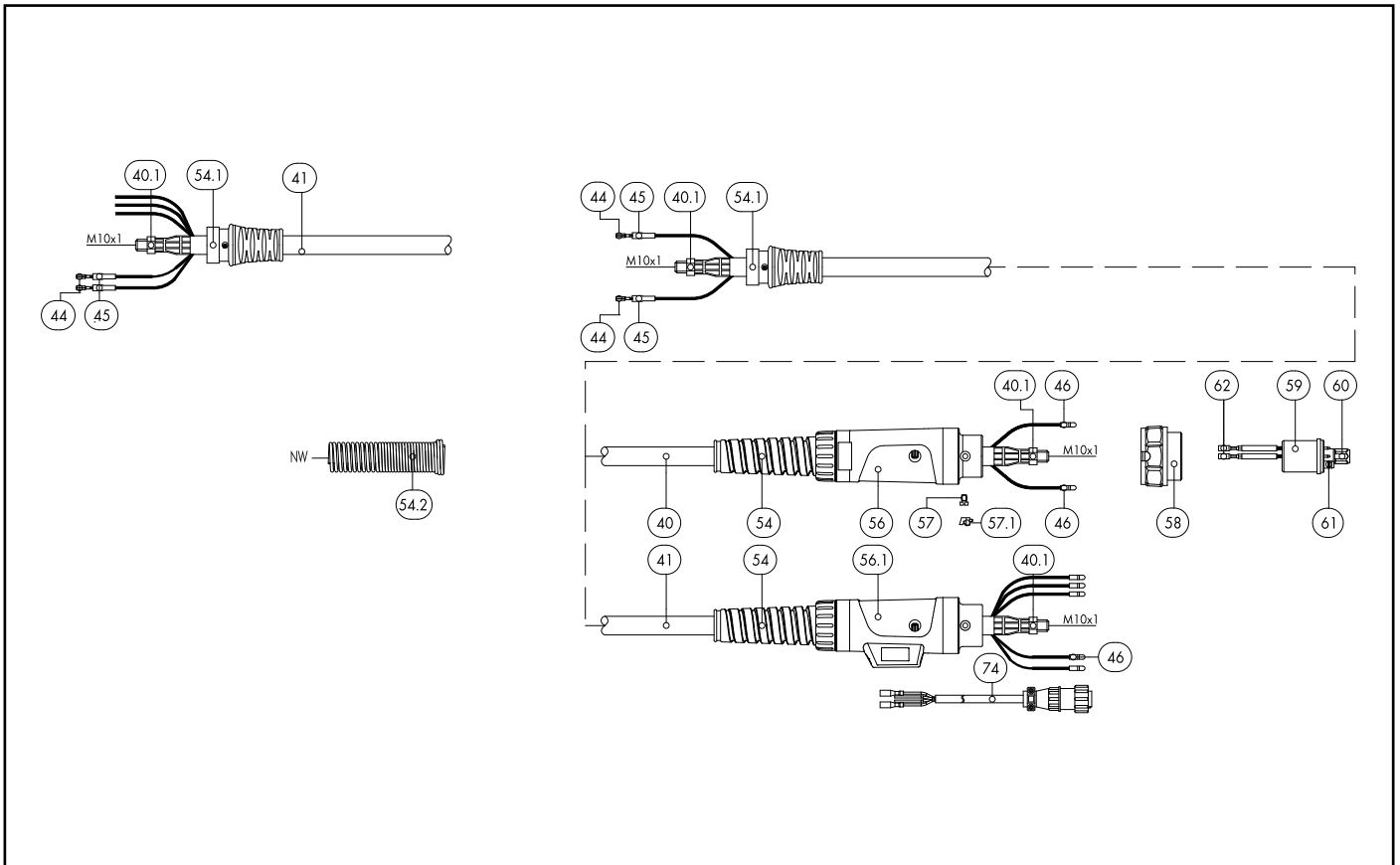


MIG/MAG Welding Torches ABIMIG® A T 355 LW



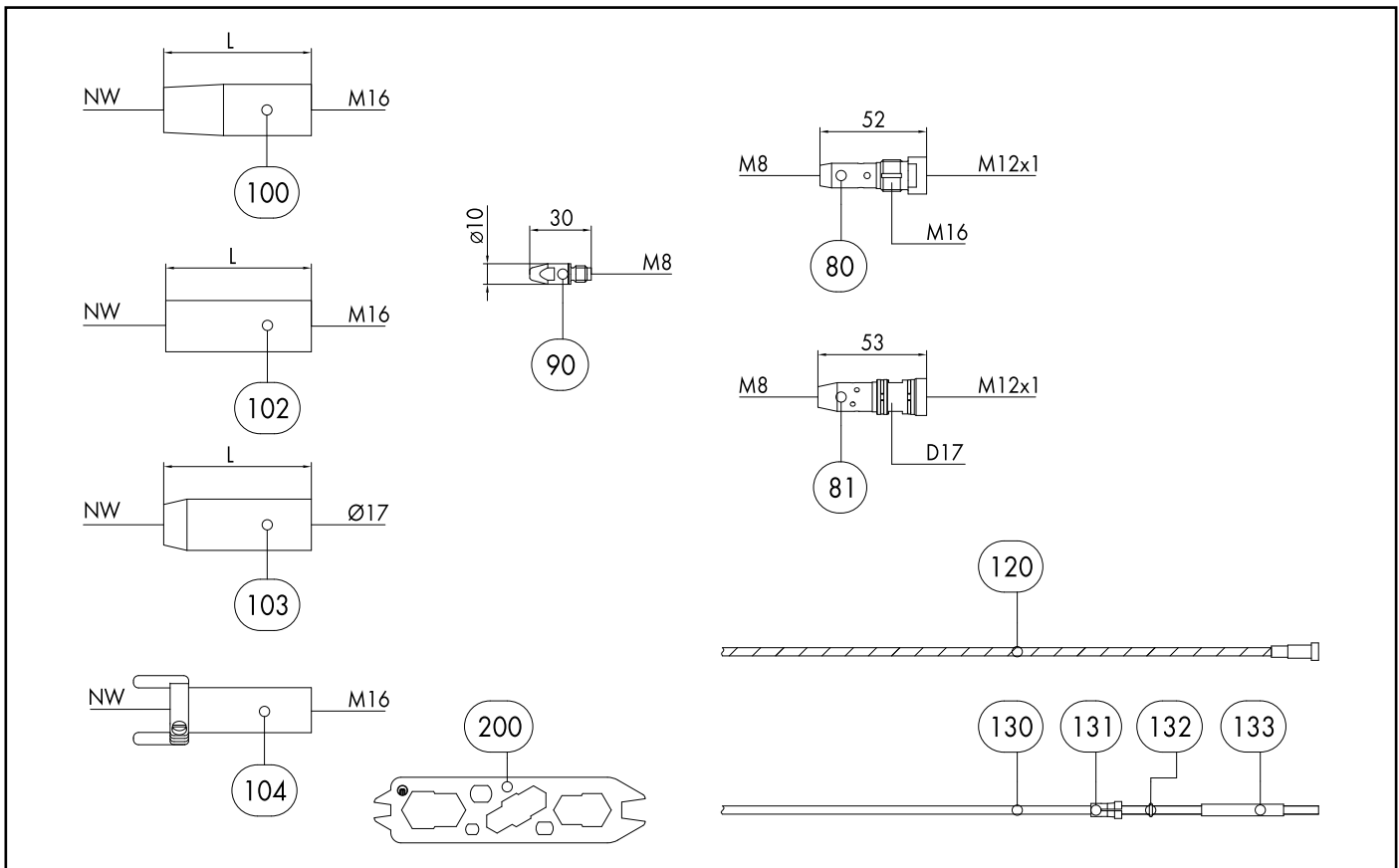
Pos.	Description	Units	Part-No.	Product-group
	Basic torch (complete)			
	ABIMIG® A T 355 LW; TM45°; central adaptor KZ-2; 3.00 m		014.H390.1	1324
	ABIMIG® A T 355 LW; TM45°; central adaptor KZ-2; 4.00 m		014.H391.1	1324
	ABIMIG® A T 355 LW; TM45°; central adaptor KZ-2; 5.00 m		014.H392.1	1324
	Combi torch (basic torch without neck and wear parts)			
	ABIMIG® A T G 355 LW; central adaptor KZ-2; 3.00 m		014.H544.1	1326
	ABIMIG® A T G 355 LW; central adaptor KZ-2; 4.00 m		014.H545.1	1326
	ABIMIG® A T G 355 LW; central adaptor KZ-2; 5.00 m		014.H546.1	1326
	Swan neck			
1	Swan neck ABIMIG® A 305 LW; 45° bent		014.H356.1	1308
1	Swan neck ABIMIG® A 355 LW; 45° bent		014.H363.1	1308
1	Swan neck ABIMIG® A T 305/355 T8M; 45°; X=185; Y=95		014.H370.1	1308
1	Swan neck ABIMIG® A T 305/355 TM; 45°; X=350; Y=95		014.H374.1	1308
1	Swan neck ABIMIG® A T 305/355 TM; 45°; X=500; Y=95		014.H380.1	1308
1	Swan neck ABIMIG® A T 305/355 TM; 60°; X=165; Y=110		014.H413.1	1308
1	Swan neck ABIMIG® A T 305/355 T8M; 60°; X=165; Y=110		014.H415.1	1308
1	Swan neck ABIMIG® A T 305/355K T8M; 45°; X=0160; Y=85		014.H588.1	1308
1	Swan neck ABIMIG® A T 355 T8M; 45°; X=350; Y=95		014.H555.1	1308
1	Swan neck ABIMIG® A T 355 T8M; 45°; X=500; Y=95		014.H560.1	1308
	Swan neck ABIMIG® A T 307K TM; 45°; X=135; Y=85; gas nozzle mated		014.H409.1	1308
	Swan neck ABIMIG® A T 307/357K TM; 45°; X=160; Y=85; gas nozzle mated		014.H387.1	1308
	Swan neck ABIMIG® A T 307/357 TM; 45°; X=185; Y=95; gas nozzle mated		014.H388.1	1308
	Swan neck ABIMIG® A T 307/357 T8M; 45°; X=185; Y=95; gas nozzle mated		014.H389.1	1308
	Swan neck ABIMIG® A T 307/357K T8M; 45°; X=160; Y=85; gas nozzle mated		014.H592.1	1308
	Swan neck ABIMIG® A T 307/357K TM; 45°; X=165; Y=110; gas nozzle mated		014.H594.1	1308
	Swan neck ABIMIG® A T 307/357 T8M; 60°; X=165; Y=110; gas nozzle mated		014.H595.1	1308

MIG/MAG Welding Torches ABIMIG® A T 355 LW



Pos.	Description	Units	Part-No.	Product-group
	Swan neck ABIMIG® A T 307/357K T8M; 45°; X=165, Y=110; gas nozzle mated		014.H596.1	1308
	Swan neck ABIMIG® A T 357 T8M; 45°; X=360, Y=95; gas nozzle mated		014.H597.1	1308
	Swan neck ABIMIG® A T 357 TM; 45°; X=500, Y=95; gas nozzle mated		014.H398.1	1326
	Swan neck ABIMIG® A T 357 T8M; 45°; X=500; Y=95; gas nozzle mated		014.H399.1	1326
	COMBI swan neck A T 305/355K TM cpl.; 45°; X=160, Y=85; gas nozzle screwed		014.0469.1	1308
	COMBI swan neck A T 305/355K T8M cpl.; 45°; X=160, Y=85; gas nozzle screwed		014.0470.1	1308
	COMBI swan neck A T 305/355K TM cpl.; 60°; X=165, Y=110; gas nozzle screwed		014.0471.1	1308
	COMBI swan neck A T 305/355K T8M cpl.; 60°; X=165, Y=110; gas nozzle screwed		014.0472.1	1308
	COMBI swan neck A T 305/355K TM cpl.; 45°; X=185; Y=95; gas nozzle screwed		014.0473.1	1308
	COMBI swan neck A T 305/355K T8M cpl.; 45°; X=185, Y=95; gas nozzle screwed		014.0474.1	1308
	COMBI swan neck A T 305XL TM cpl.; 45°; X=350; Y=95; gas nozzle screwed		014.0475.1	1308
	COMBI swan neck A T 305XL T8M cpl.; 45°; X=350; Y=95; gas nozzle screwed		014.0476.1	1308
	COMBI swan neck A T 305XXL TM cpl.; 45°; X=500; Y=95; gas nozzle screwed		014.0477.1	1308
	COMBI swan neck A T 305XXL T8M cpl.; 45°; X=500; Y=95; gas nozzle screwed		014.0478.1	1308
4	Spacer	5 Pcs.	767.D668.5	1595
4	Spacer HD	5 Pcs.	767.D898.5	1595
8	Coupling nut M22x1.5		014.H279.1	1595
9	Protective cab (split) D=16 for round-neck nut	10 Pcs.	014.H282.10	1595
	Handle			
11.1	Handle ABIMIG® A T with push-button long		180.D077.1	1595
11.1	Handle ABIMIG® A T with push-button long (without module BIS-52)		180.D079.1	1595
11.2	Handle ABIMIG® A T with push-button short		180.D078.1	1595
11.2	Handle ABIMIG® A T with push-button short (without module BIS-52)		180.D080.1	1595
11.3	Trigger long 2-pole		185.D118.1	1595
11.4	Trigger short 2-pole		185.D120.1	1595
11.5	Blind cover		400.D573.1	1595

MIG/MAG Welding Torches ABIMIG® A T 355 LW



Pos.	Description	Units	Part-No.	Product-group
15	Torch pipe connection M22x1.5 / M10x1		014.H354.1	1595
17	Half rings (1 pair)	2 Pcs.	400.D561.2	1595
Cable assembly				
40	Bikox® LW power cable, R7 for 3.00 m		160.H046.1	1511
40	Bikox® LW power cable, R7 for 4.00 m		160.H047.1	1511
40	Bikox® LW cable assembly; R7 2-pole for 4.50 m		160.H248.1	1511
40	Bikox® LW power cable, R7 for 5.00 m		160.H048.1	1511
40	Bikox® LW cable assembly; R7 2-pole for 6.00 m		160.H397.1	1511
40	Bikox® LW cable assembly; R7 5-pol. Up/Down for 3.00 m		160.H374.1	1511
40	Bikox® LW cable assembly; R7 5-pol. Up/Down for 4.00 m		160.H375.1	1511
40	Bikox® LW cable assembly; R7 5-pol. Up/Down for 4.50 m		160.H440.1	1511
40	Bikox® LW cable assembly; R7 5-pol. Up/Down for 5.00 m		160.H376.1	1511
40	Bikox® LW cable assembly; R7 5-pol. Up/Down for 6.00 m		160.H441.1	1511
40.1	Hexagon nut M10x1	10 Pcs.	001.0009	9010
44	Trigger wire connector	20 Pcs.	175.0022	9010
45	Insulating sleeve	20 Pcs.	400.0119	1095
46	Plug	20 Pcs.	175.0004	9010
54	Cable support ND 19		400.1010	1095
54.1	Cable support ABIMIG® A T LW (short)		400.D574.1	1595
54.1	Cable support NW 21		400.D518.1	1595
54.1	Cable support spring NW 22		501.D501	1595
56	Cable support machine side		501.2248	9010
57	Pan head screw M4x6	20 Pcs.	000.0552	9010
57.1	Screw cap 1	20 Pcs.	500.0251	9010
58	Adaptor nut M33x2		500.0213	9010
59	Central adaptor KZ-2		501.0003	1095

MIG/MAG Welding Torches ABIMIG® A T 355 LW

Pos.	Description	Units	Part-No.	Product-group
60	Coupling nut M10x1, plastic	5 Pcs.	501.D536.5	1595
61	O-Ring 4x1	20 Pcs.	165.0002	9010
62	Trigger wire connector; female	20 Pcs.	175.0003	9010
74	Control cable with 4-pole Amphenol plug L=400 mm		175.D098	1595
74.1	Protective tube 4.5x0.5, L=60 mm		110.D023	1595
Wear parts				
80	Contact tip holder M16/M8/52 US	5 Pcs.	014.D745.5	1533
81	Contact tip holder D17/M8/53 for slip-on gas nozzle	5 Pcs.	014.H129.5	1533
	Contact tip holder D17/M8/51 cpl.; for pluggable gas nozzle XX7	5 Pcs.	014.H194.5	1533
90	Contact tip M8 E-Cu; Ø 0.8 (10x30)	10 Pcs.	140.0114	1030
90	Contact tip M8 E-Cu; Ø 1.0 (10x30)	10 Pcs.	140.0313	1030
90	Contact tip M8 E-Cu; Ø 1.2 (10x30)	10 Pcs.	140.0442	1030
90	Contact tip M8 E-Cu; Ø 1.4 (10x30)	10 Pcs.	140.0533	1030
90	Contact tip M8 E-Cu; Ø 1.6 (10x30)	10 Pcs.	140.0587	1030
90	Contact tip M8 CuCrZr; Ø 0.8 (10x30)	10 Pcs.	140.0117	1031
90	Contact tip M8 CuCrZr; Ø 1.0 (10x30)	10 Pcs.	140.0316	1031
90	Contact tip M8 CuCrZr; Ø 1.2 (10x30)	10 Pcs.	140.0445	1031
90	Contact tip M8 CuCrZr; Ø 1.4 (10x30)	10 Pcs.	140.0536	1031
90	Contact tip M8 CuCrZr; Ø 1.6 (10x30)	10 Pcs.	140.0590	1031
90	Contact tip M8 E-Cu; Ø 0.8 for alu wire (10x30)	10 Pcs.	141.0003	1030
90	Contact tip M8 E-Cu; Ø 1.0 for alu wire (10x30)	10 Pcs.	141.0008	1030
90	Contact tip M8 E-Cu; Ø 1.2 for alu wire (10x30)	10 Pcs.	141.0015	1030
90	Contact tip M8 E-Cu; Ø 1.4 for alu wire (10x30)	10 Pcs.	141.0055	1030
90	Contact tip M8 E-Cu; Ø 1.6 for alu wire (10x30)	10 Pcs.	141.0022	1030
90	Contact tip M8 CuCrZr silver-plated; Ø 0.8 (10x30)	10 Pcs.	147.0117	1031
90	Contact tip M8 CuCrZr silver-plated; Ø 1.0 (10x30)	10 Pcs.	147.0316	1031
90	Contact tip M8 CuCrZr silver-plated; Ø 1.2 (10x30)	10 Pcs.	147.0445	1031
90	Contact tip M8 CuCrZr silver-plated; Ø 1.4 (10x30)	10 Pcs.	147.0536	1031
90	Contact tip M8 CuCrZr silver-plated; Ø 1.6 (10x30)	10 Pcs.	147.0590	1031
90	Contact tip M8 HDS silver-plated; Ø 1.0 (10x30)	10 Pcs.	147.5316	5038
90	Contact tip M8 HDS silver-plated; Ø 1.2 (10x30)	10 Pcs.	147.5445	5038
90	Contact tip M8 HDS silver-plated; Ø 1.4 (10x30)	10 Pcs.	147.5536	5038
90	Contact tip M8 HDS silver-plated; Ø 1.6 (10x30)	10 Pcs.	147.5590	5038
100	Gas nozzle M16; ND 18; galvanized; conical L=72 mm	5 Pcs.	145.D021	1537
100	Gas nozzle M16; ND 18 blank; with extended insulation	5 Pcs.	145.D194	1537
	Gas nozzle M16; ND 16 galvanized; conical L=69 mm	5 Pcs.	145.D022	1537
	Gas nozzle M16; NW 14; galvanized; conical L=69 mm	5 Pcs.	145.D023	1537
	Gas nozzle M16; NW 16; galvanized; conical L=72 mm	5 Pcs.	145.D026	1537
	Gas nozzle M16; ND 15 blank; with extended insulation	5 Pcs.	145.D217	1537
	Gas nozzle M16; NW 12; galvanized; conical L=72 mm	5 Pcs.	145.D025	1537
	Gas nozzle M16; NW 10; galvanized; conical L=69 mm	5 Pcs.	145.D267	1537
102	Gas nozzle M16; ND 21 galvanized; cylindrical	5 Pcs.	145.D024	1537
102	Gas nozzle M16; NW 21; galvanized; cylindrical L=72 mm; with extended insulation	5 Pcs.	145.D353	1537
103	Gas nozzle (slip-on) D15; ND 16 galvanized	5 Pcs.	145.D378.5	1537
103	Gas nozzle pluggable D17; NW 18; galvanized; conical L=72 mm; with extended insulation	5 Pcs.	145.D439.5	1537
103	Gas nozzle pluggable D17; NW 13; galvanized; conical L=72 mm; with extended insulation	5 Pcs.	145.D438.5	1537
104	Spot weld gas nozzle M16; NW 21; galvanized; L=91 mm		145.D028	1537
110	Neck liner 2.0; for wire Ø 1.0-1.2; for ABIMIG® T-Line		122.D038	1534
110	Neck liner 2.5; for wire Ø 1.2-1.4; for ABIMIG® T-Line		122.D039	1534
110	Neck liner 2.7; for wire Ø 1.2-1.6; for ABIMIG® T-Line		122.D045	1534

