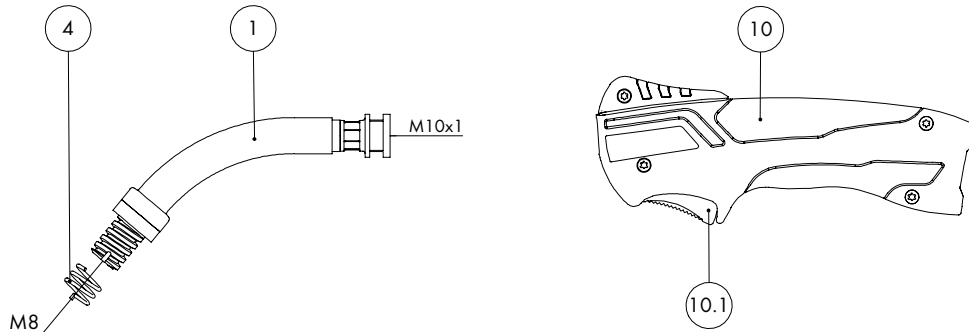
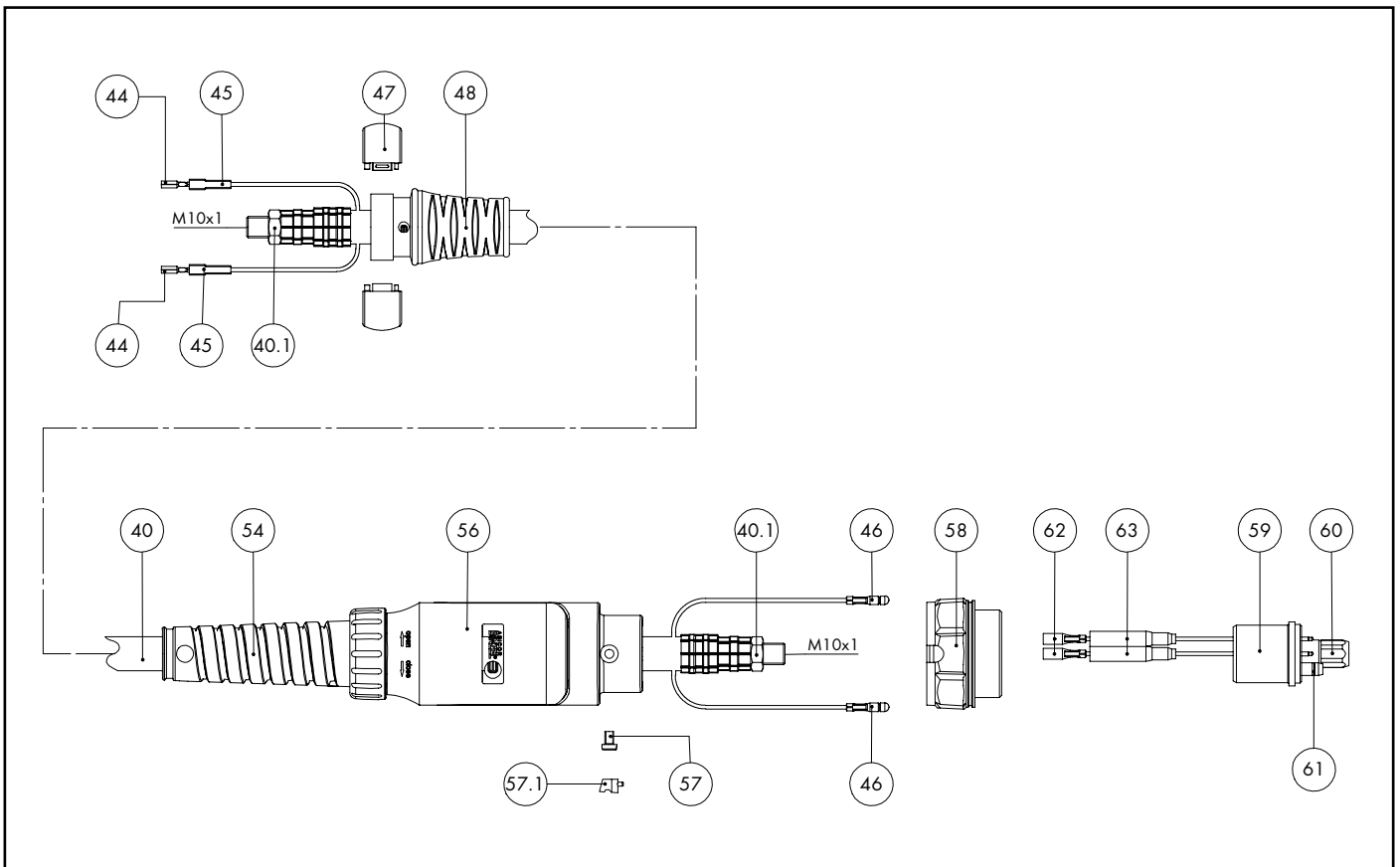


MIG/MAG Welding Torches MB EVO 25



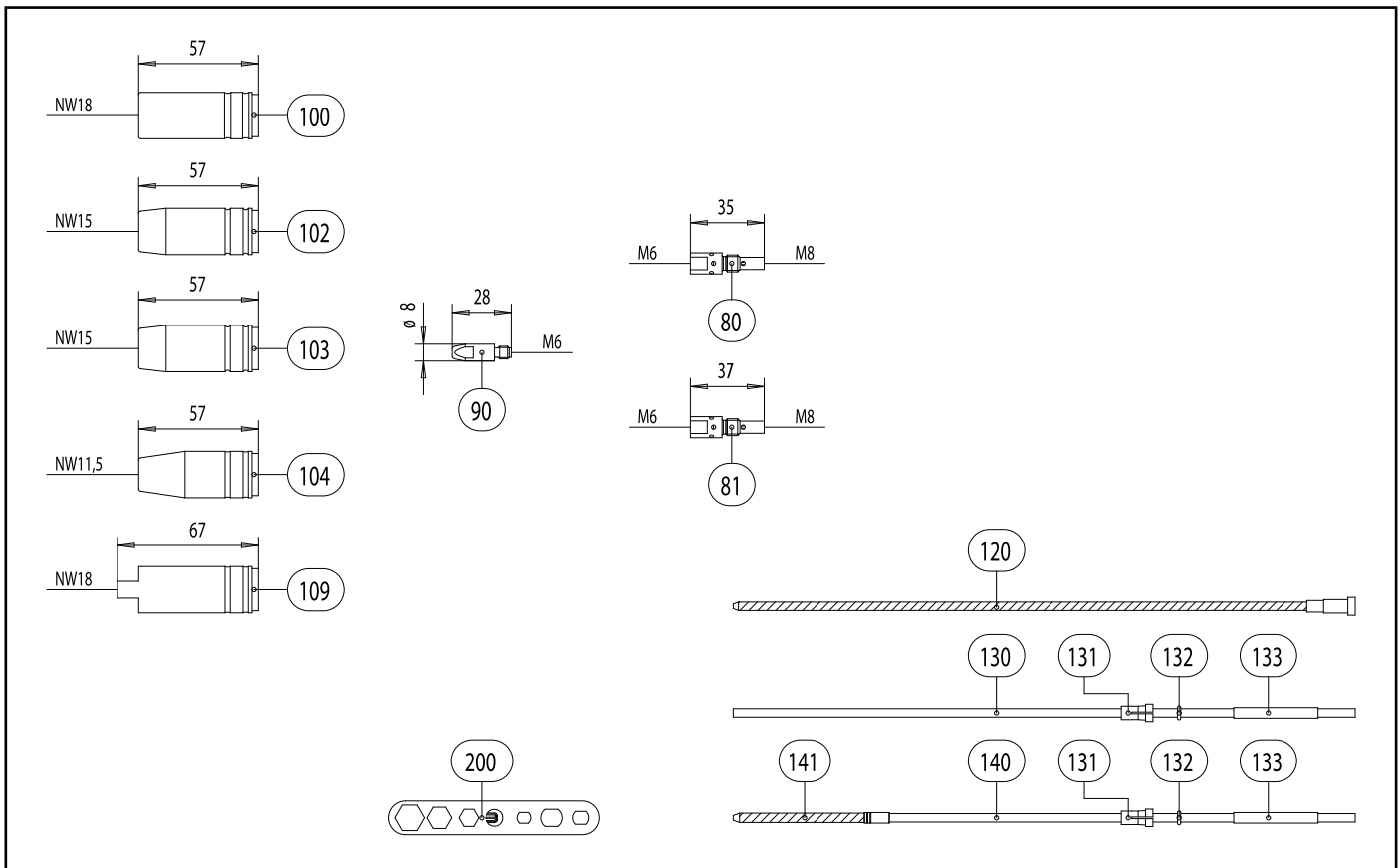
Pos.	Description	Details	Part-No.	Product group
Torch				
	MB EVO 25; central adaptor KZ-2; 3.00 m		004.0668.1	1063
	MB EVO 25; central adaptor KZ-2; 4.00 m		004.0669.1	1063
	MB EVO 25; central adaptor KZ-2; 5.00 m		004.0670.1	1063
Swan neck				
1	Swan neck MB EVO PRO 25; 50° bent		004.0663.1	1007
4	Nozzle spring	100 Pcs.	003.0013	1095
Handle MB EVO 2K				
10	Handle MB EVO 2K; 2-pole ac complete		180.0178.1	1095
10.1	Trigger ergonomic 2-pole; MB EVO PRO / MB EVO		185.0142.1	9010
Cable assembly				
40	Bikox® power cable, R20 for 3.00 m		160.1294.1	1511
40	Bikox® power cable, R20 for 4.00 m		160.1295.1	1511
40	Bikox® power cable, R20 for 5.00 m		160.1296.1	1511
40.1	Hexagon nut M10x1	10 Pcs.	001.0009	9010
44	Trigger wire connector	20 Pcs.	175.0022	9010
45	Insulating sleeve	20 Pcs.	400.0119	1095
46	Male connector	20 Pcs.	175.0004	9010
47	Half ring D=37 black; MB EVO	2 Pcs.	400.D451.2	1595
48	Cable support short ND 17-22		400.D574.1	1595
54	Cable support ND 19		400.1010	1095
56	Connection housing ac complete; MB EVO PRO / MB EVO		501.2673.1	9010
57	Pan head screw M4x6	20 Pcs.	000.0552	9010
57.1	Screw cap 1	20 Pcs.	500.0251	9010
58	Adaptor nut M33x2		500.0213	9010
59	Central adaptor KZ-2		501.0003	1095

MIG/MAG Welding Torches MB EVO 25



Pos.	Description	Details	Part-No.	Product group
60	Coupling nut M10x1	10 Pcs.	501.D536	1595
61	O-Ring 4x1	20 Pcs.	165.0002	9010
62	Trigger wire connector; female	20 Pcs.	175.0003	9010
63	Insulating sleeve for central adapter	20 Pcs.	501.2609.20	1395
Wear parts				
80	Contact tip holder M6; 35.0 mm	10 Pcs.	142.0001	1033
81	Contact tip holder M6; 37.0 mm	10 Pcs.	142.0267.10	1033
90	Contact tip M6 E-Cu; Ø 0.8 (8x28)	10 Pcs.	140.0051	1030
90	Contact tip M6 E-Cu; Ø 1.0 (8x28)	10 Pcs.	140.0242	1030
90	Contact tip M6 E-Cu; Ø 1.2 (8x28)	10 Pcs.	140.0379	1030
90	Contact tip M6 CuCrZr; Ø 0.8 (8x28)	10 Pcs.	140.0054	1031
90	Contact tip M6 CuCrZr; Ø 1.0 (8x28)	10 Pcs.	140.0245	1031
90	Contact tip M6 CuCrZr; Ø 1.2 (8x28)	10 Pcs.	140.0382	1031
90	Contact tip M6 E-Cu; Ø 0.8 for alu wire (8x28)	10 Pcs.	141.0001	1030
90	Contact tip M6 E-Cu; Ø 1.0 for alu wire (8x28)	10 Pcs.	141.0006	1030
90	Contact tip M6 E-Cu; Ø 1.2 for alu wire (8x28)	10 Pcs.	141.0010	1030
90	Contact tip M6 CuCrZr silver-plated; Ø 0.8 (8x28)	10 Pcs.	147.0054	1031
90	Contact tip M6 CuCrZr silver-plated; Ø 1.0 (8x28)	10 Pcs.	147.0245	1031
90	Contact tip M6 CuCrZr silver-plated; Ø 1.2 (8x28)	10 Pcs.	147.0382	1031
100	Gas nozzle; cylindrical; ND Ø 18.0	10 Pcs.	145.0042	1036
102	Gas nozzle; conical; ND Ø 15.0	10 Pcs.	145.0076	1036
103	Gas nozzle; conical; with extended insulation; ND Ø 15.0	10 Pcs.	145.0100	1036
104	Gas nozzle; tapered; ND Ø 11.5	10 Pcs.	145.0124	1036
109	Spot weld gas nozzle; ND Ø 18.0	10 Pcs.	145.0169	1036
120	Guide spiral liner insulated; 1.5/4.0; blue; for wire Ø 0.6–0.8; for 3.00 m		124.0011	1034
120	Guide spiral liner insulated; 1.5/4.0; blue; for wire Ø 0.6–0.8; for 4.00 m		124.0012	1034

MIG/MAG Welding Torches MB EVO 25



Pos. Description

Details

Part-No.

Product group

Pos.	Description	Details	Part-No.	Product group
120	Guide spiral liner insulated; 1.5/4.0; blue; for wire Ø 0.6-0.8; for 5.00 m		124.0015	1034
120	Guide spiral liner insulated; 2.0/4.5; red; for wire Ø 1.0-1.2; for 3.00 m		124.0026	1034
120	Guide spiral liner insulated; 2.0/4.5; red; for wire Ø 1.0-1.2; for 4.00 m		124.0031	1034
120	Guide spiral liner insulated; 2.0/4.5; red; for wire Ø 1.0-1.2; for 5.00 m		124.0035	1034
130	PTFE core liner 1.5/4.0; blue; wire electrode Ø 0.8-1.0; for 3.00 m		126.0005	1034
130	PTFE core liner 1.5/4.0; blue; wire electrode Ø 0.8-1.0; for 4.00 m		126.0008	1034
130	PTFE core liner 1.5/4.0; blue; wire electrode Ø 0.8-1.0; for 5.00 m		126.0011	1034
130	PTFE core liner 2.0/4.0; red; wire electrode Ø 1.0-1.2; for 3.00 m		126.0021	1034
130	PTFE core liner 2.0/4.0; red; wire electrode Ø 1.0-1.2; for 4.00 m		126.0026	1034
130	PTFE core liner 2.0/4.0; red; wire electrode Ø 1.0-1.2; for 5.00 m		126.0028	1034
130	PTFE carbon core liner 1.5/4.0; wire electrode Ø 0.8-1.0; for 3.00 m		127.0002	1034
130	PTFE carbon core liner 1.5/4.0; wire electrode Ø 0.8-1.0; for 4.00 m		127.0003	1034
130	PTFE carbon core liner 1.5/4.0; wire electrode Ø 0.8-1.0; for 5.00 m		127.0004	1034
130	PTFE carbon core liner 2.0/4.0; wire electrode Ø 1.0-1.2; for 3.00 m		127.0005	1034
130	PTFE carbon core liner 2.0/4.0; wire electrode Ø 1.0-1.2; for 4.00 m		127.0007	1034
130	PTFE carbon core liner 2.0/4.0; wire electrode Ø 1.0-1.2; for 5.00 m		127.0008	1034
131	Nipple for core liner at Ø 4.0	20 Pcs.	131.0001	1095
132	O-Ring 3.5x1.5	20 Pcs.	165.0008	9010
133	Guide tube for core liners up to Ø 4.0 (200 mm)	10 Pcs.	129.0461	1095
140	Combined wire guide cpl. polyamide/brass; wire Ø 1.0-1.2; for 3.00 m		128.M002	1034
140	Combined wire guide cpl. polyamide/brass; wire Ø 1.0-1.2; for 4.00 m		128.M003	1034
140	Combined wire guide cpl. polyamide/brass; wire Ø 1.0-1.2; for 5.00 m		128.M004	1034
141	Brass spiral made up with sleeve (200 mm)	10 Pcs.	001.0305	1095
200	Spanner Standard	10 Pcs.	191.0001	9010