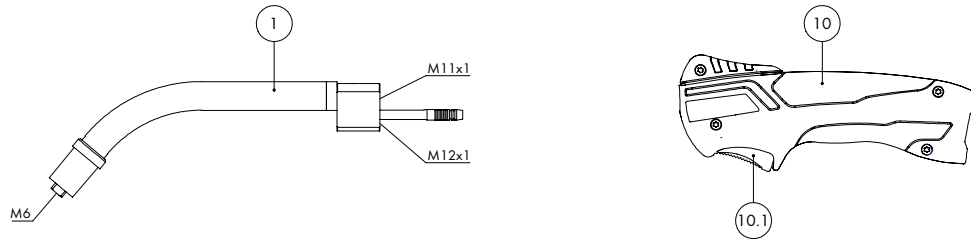
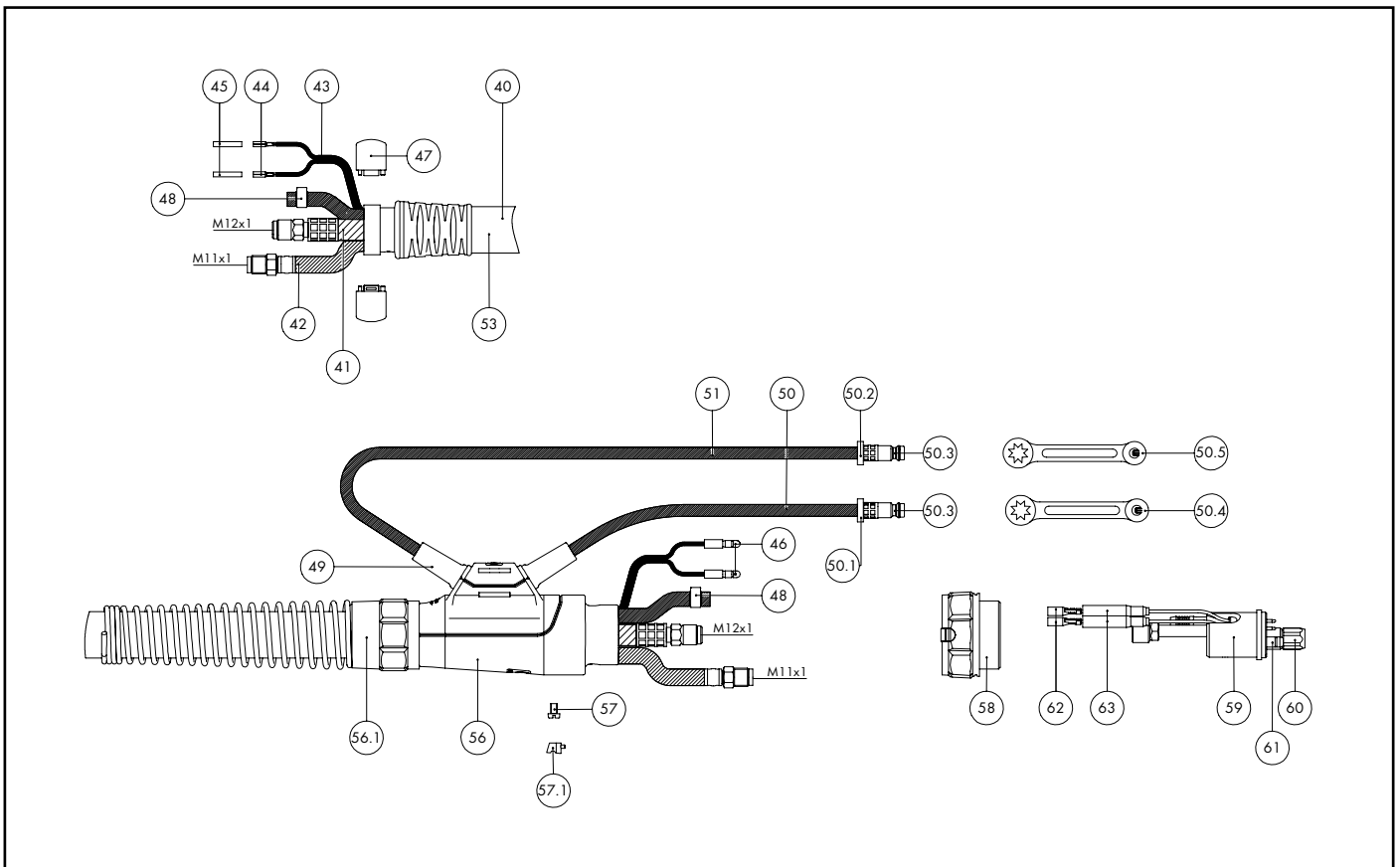


# MIG/MAG Welding Torches MB EVO PRO 240 D



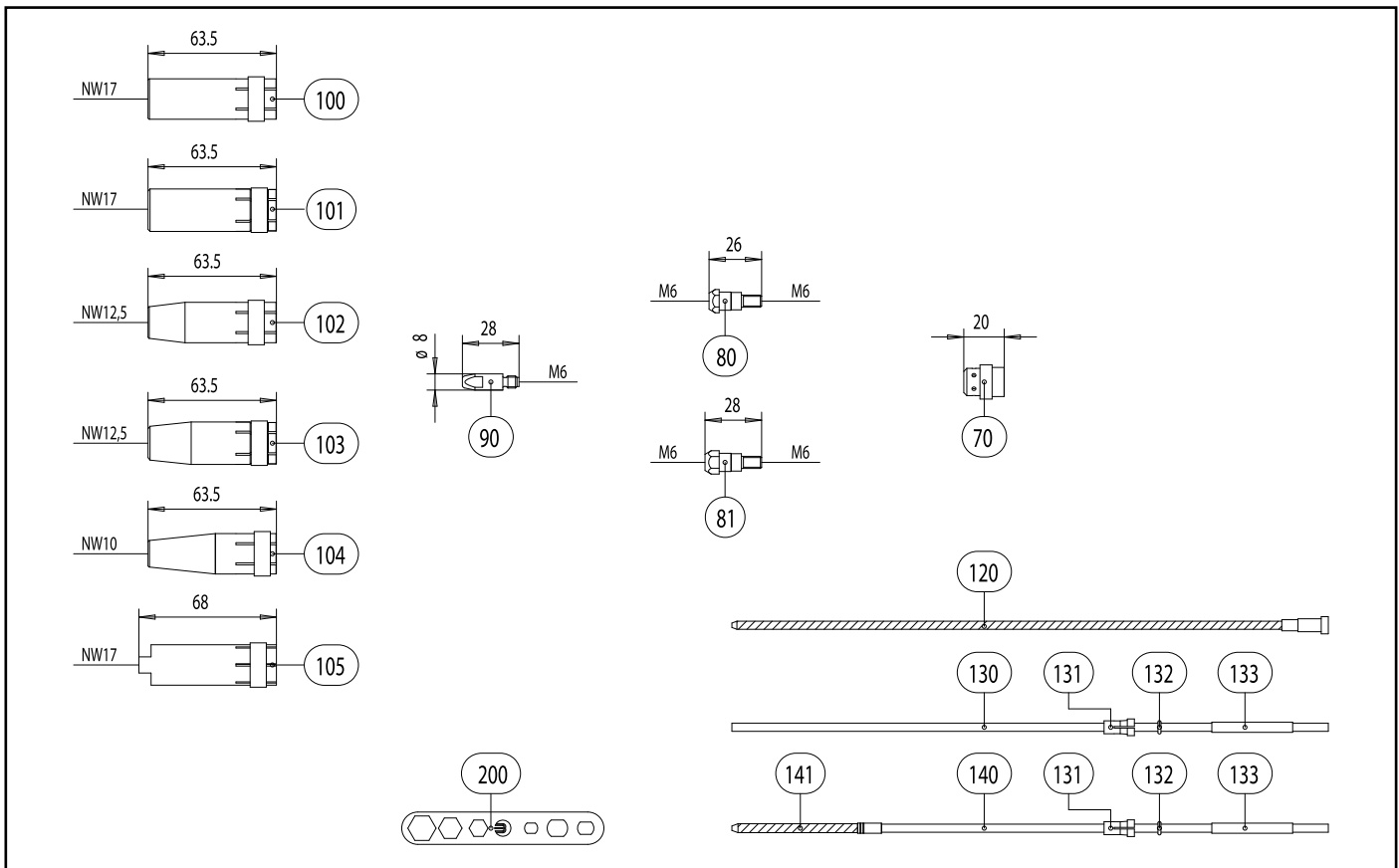
Pos.	Description	Details	Part-No.	Product group
<b>Torch</b>				
	MB EVO PRO 240 D; central adaptor WZ-2; 3.00 m		023.0319.1	1074
	MB EVO PRO 240 D; central adaptor WZ-2; 4.00 m		023.0320.1	1074
	MB EVO PRO 240 D; central adaptor WZ-2; 5.00 m		023.0321.1	1074
<b>Swan neck</b>				
1	Swan neck MB EVO PRO 240 D; 50° bent		023.0316.1	1009
<b>Handle MB EVO PRO 2K</b>				
10	Handle MB EVO PRO 2K; 2-pole Ic complete		180.0177.1	1095
10.1	Trigger ergonomic 2-pol.; MB EVO PRO / MB EVO		185.0142.1	9010
<b>Cable assembly</b>				
40	Cable assembly MB EVO PRO 3.00 m		022.0259.1	1095
40	Cable assembly MB EVO PRO 4.00 m		022.0260.1	1095
40	Cable assembly MB EVO PRO 5.00 m		022.0261.1	1095
41	Power cable FRH 3.00 m; MB EVO PRO		115.0830.1	1012
41	Power cable FRH 4.00 m; MB EVO PRO		115.0831.1	1012
41	Power cable FRH 5.00 m; MB EVO PRO		115.0832.1	1012
42	Wire/gas conduit 3.00 m; MB EVO PRO / MB EVO		154.0017.1	1012
42	Wire/gas conduit 4.00 m; MB EVO PRO / MB EVO		154.0018.1	1012
42	Wire/gas conduit 5.00 m; MB EVO PRO / MB EVO		154.0019.1	1012
43	Control cable 2-pole	200 m	100.0019	4050
44	Trigger wire connector	20 Pcs.	175.0022	9010
45	Insulation hose	20 Pcs.	110.0043.20	1395
46	Male connector	20 Pcs.	175.0004	9010
47	Half ring D=37; raspberry red; MB EVO PRO	2 Pcs.	400.D561.2	1595
48	Hose clamp D=9.5 infinitely variable; MB EVO PRO / MB EVO	20 Pcs.	173.0015.20	9010
49	Cable support sleeve PVC and FRH hose	10 Pcs.	500.0558.10	1395

# MIG/MAG Welding Torches MB EVO PRO 240 D



Pos.	Description	Details	Part-No.	Product group
50	Hose 42 FRH black; Ø 5.5x1.5	40 m	109.0052	4050
50.1	Code colour ring blue	20 Pcs.	501.2167	9010
50.2	Code colour ring red	20 Pcs.	501.2166	9010
50.3	Plug nipple ND 5 mm / Ø 6.0 mm	20 Pcs.	501.0114	9010
50.3	Hose clamp D=9.5 infinitely variable; MB EVO PRO / MB EVO	20 Pcs.	173.0015.20	9010
50.4	Fastener cap blue	20 Pcs.	501.2424	1095
50.5	Fastener cap red	20 Pcs.	501.2423	1095
51	Hose 42 FRH black Ø 5.5x1.5 cpl. with plug nipple ND 5; 0.6 m		103.0108	1095
53	Outer cover complete 3.00 m; MB EVO PRO / MB EVO		107.0109.1	1095
53	Outer cover complete 4.00 m; MB EVO PRO / MB EVO		107.0110.1	1095
53	Outer cover complete 5.00 m; MB EVO PRO / MB EVO		107.0111.1	1095
56	Connection housing lc complete; MB EVO PRO / MB EVO		501.2670.1	9010
56.1	Connecting set machine side cpl. for ND 29		501.2236	9010
56.1	Cable support spring		500.0233	9010
56.1	Biclip inside	10 Pcs.	400.0328	9010
56.1	Biclip outside	10 Pcs.	400.0329	9010
57	Pan head screw M4x6	20 Pcs.	000.0552	9010
57.1	Screw cap 1	20 Pcs.	500.0251	9010
58	Adaptor nut M33x2		500.0213	9010
59	Central adaptor WZ-2 / M12x1; MB EVO PRO / MB EVO		501.2677.1	9010
60	Coupling nut M10x1	10 Pcs.	501.D536	1595
61	O-Ring 4x1	20 Pcs.	165.0002	9010
62	Trigger wire connector; female	20 Pcs.	175.0003	9010
63	Insulating sleeve for central adaptor	20 Pcs.	501.2609.20	1395
<b>Wear parts</b>				
70	Gas diffuser, white	10 Pcs.	012.0183	1032

# MIG/MAG Welding Torches MB EVO PRO 240 D



## Pos. Description

## Details

## Part-No.

## Product group

Pos.	Description	Details	Part-No.	Product group
70	Gas diffuser, silicone rubber	10 Pcs.	012.0243	1032
80	Contact tip holder M6; 26.0 mm	10 Pcs.	142.0003	1033
81	Contact tip holder M6; 28.0 mm	10 Pcs.	142.0010	1033
90	Contact tip M6 E-Cu; Ø 0.8 (8x28)	10 Pcs.	140.0051	1030
90	Contact tip M6 E-Cu; Ø 1.0 (8x28)	10 Pcs.	140.0242	1030
90	Contact tip M6 E-Cu; Ø 1.2 (8x28)	10 Pcs.	140.0379	1030
90	Contact tip M6 CuCrZr; Ø 0.8 (8x28)	10 Pcs.	140.0054	1031
90	Contact tip M6 CuCrZr; Ø 1.0 (8x28)	10 Pcs.	140.0245	1031
90	Contact tip M6 CuCrZr; Ø 1.2 (8x28)	10 Pcs.	140.0382	1031
90	Contact tip M6 E-Cu; Ø 0.8 for alu wire (8x28)	10 Pcs.	141.0001	1030
90	Contact tip M6 E-Cu; Ø 1.0 for alu wire (8x28)	10 Pcs.	141.0006	1030
90	Contact tip M6 E-Cu; Ø 1.2 for alu wire (8x28)	10 Pcs.	141.0010	1030
90	Contact tip M6 CuCrZr silver-plated; Ø 0.8 (8x28)	10 Pcs.	147.0054	1031
90	Contact tip M6 CuCrZr silver-plated; Ø 1.0 (8x28)	10 Pcs.	147.0245	1031
90	Contact tip M6 CuCrZr silver-plated; Ø 1.2 (8x28)	10 Pcs.	147.0382	1031
100	Gas nozzle; cylindrical; ND Ø 17.0	10 Pcs.	145.0047	1036
101	Gas nozzle; cylindrical; heavy duty; ND Ø 17.0	10 Pcs.	145.0062	1036
102	Gas nozzle; conical; ND Ø 12.5	10 Pcs.	145.0080	1036
103	Gas nozzle; conical; heavy duty; ND Ø 12.5	10 Pcs.	145.0101	1036
104	Gas nozzle; tapered; ND Ø 10.0	10 Pcs.	145.0128	1036
105	Spot weld gas nozzle; ND Ø 17.0	10 Pcs.	145.0174	1036
120	Guide spiral liner insulated; 1.5/4.0; blue; for wire Ø 0.6-0.8; for 3.00 m		124.0137	1334
120	Guide spiral liner insulated; 1.5/4.0; blue; for wire Ø 0.6-0.8; for 4.00 m		124.0138	1334
120	Guide spiral liner insulated; 1.5/4.0; blue; for wire Ø 0.6-0.8; for 5.00 m		124.0139	1334
120	Guide spiral liner insulated; 2.0/4.5; red; for wire Ø 1.0-1.2; for 3.00 m		124.0111	1334
120	Guide spiral liner insulated; 2.0/4.5; red; for wire Ø 1.0-1.2; for 4.00 m		124.0112	1334

