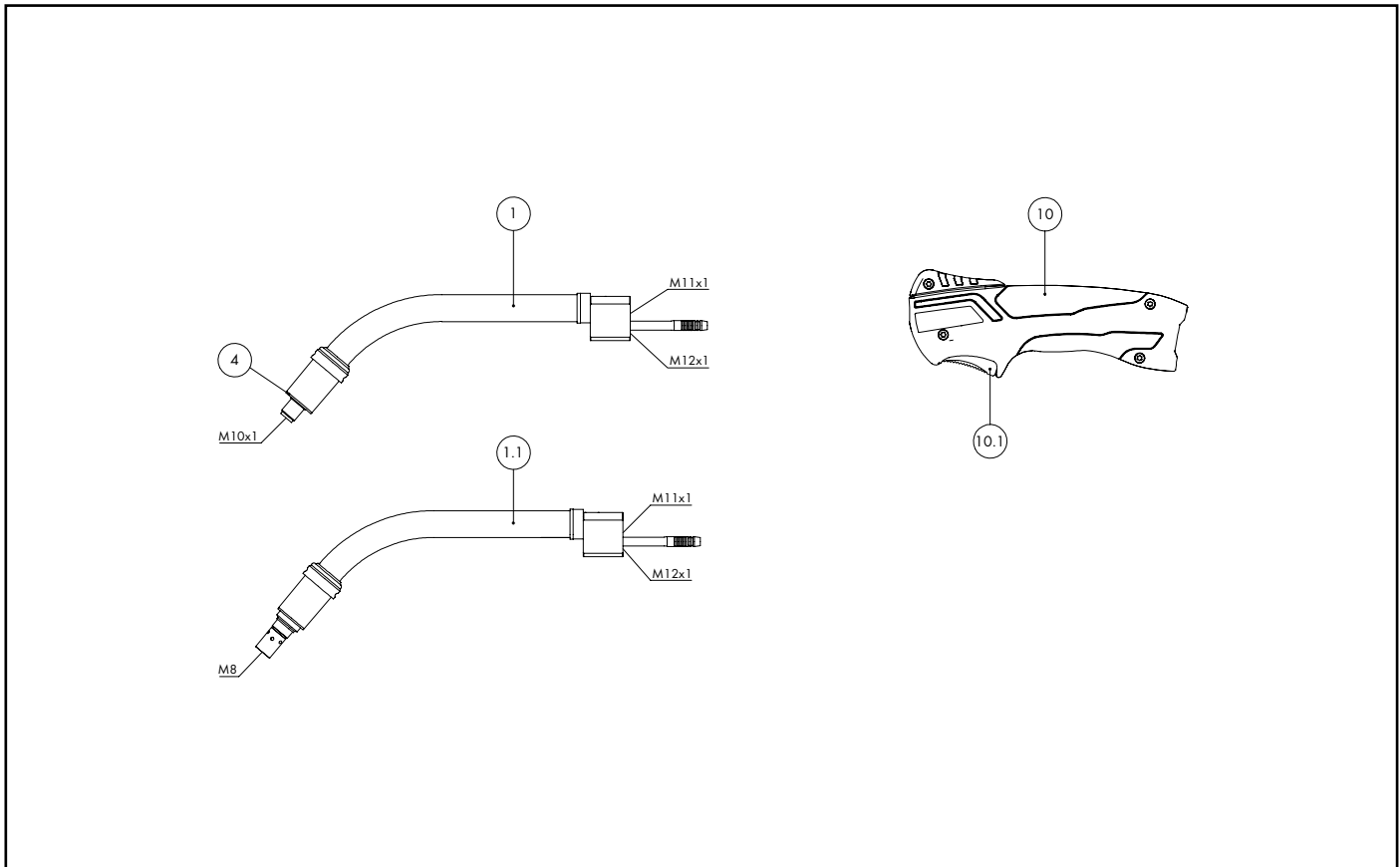
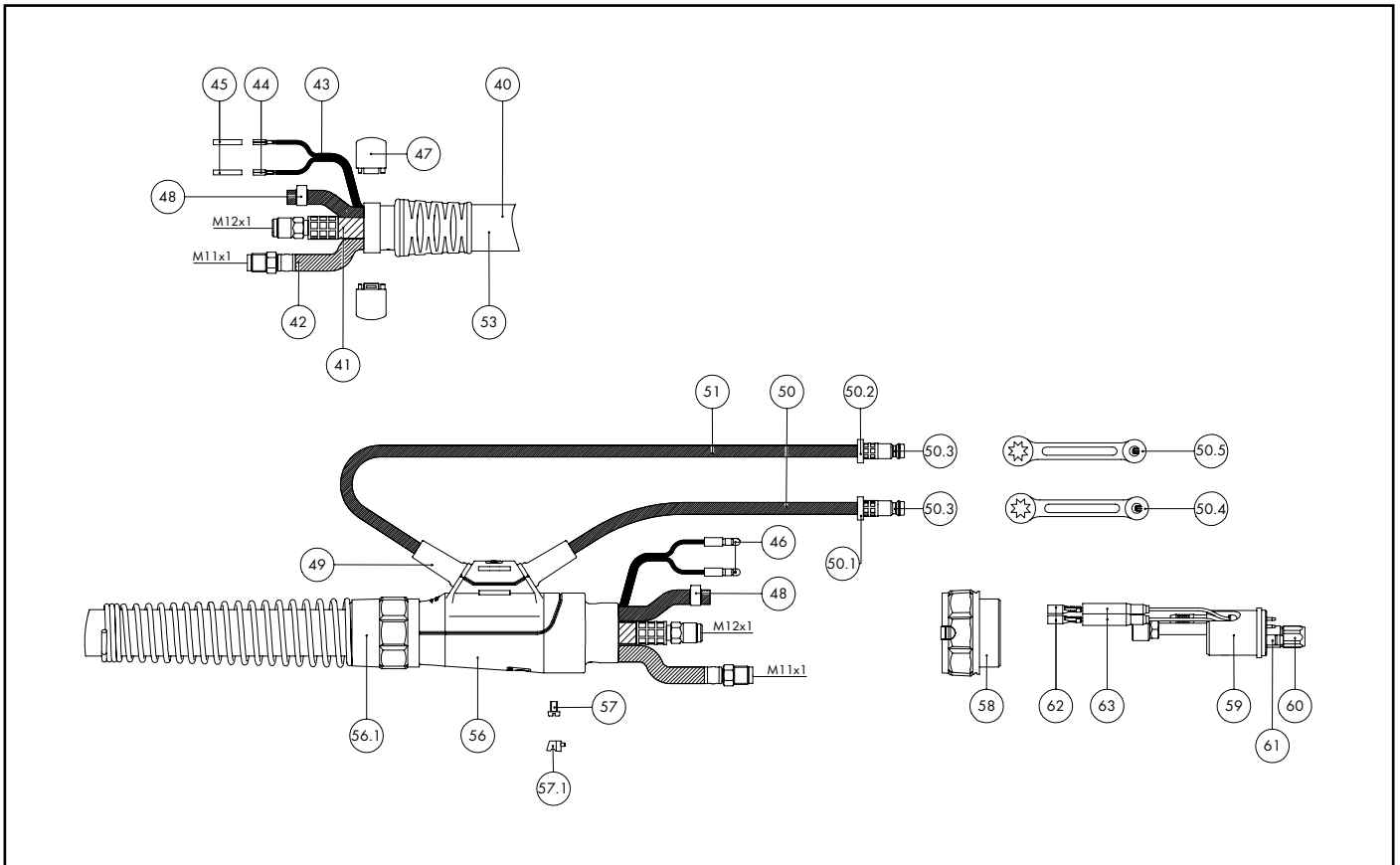


# MIG/MAG Welding Torches MB EVO PRO 501 / 501 D



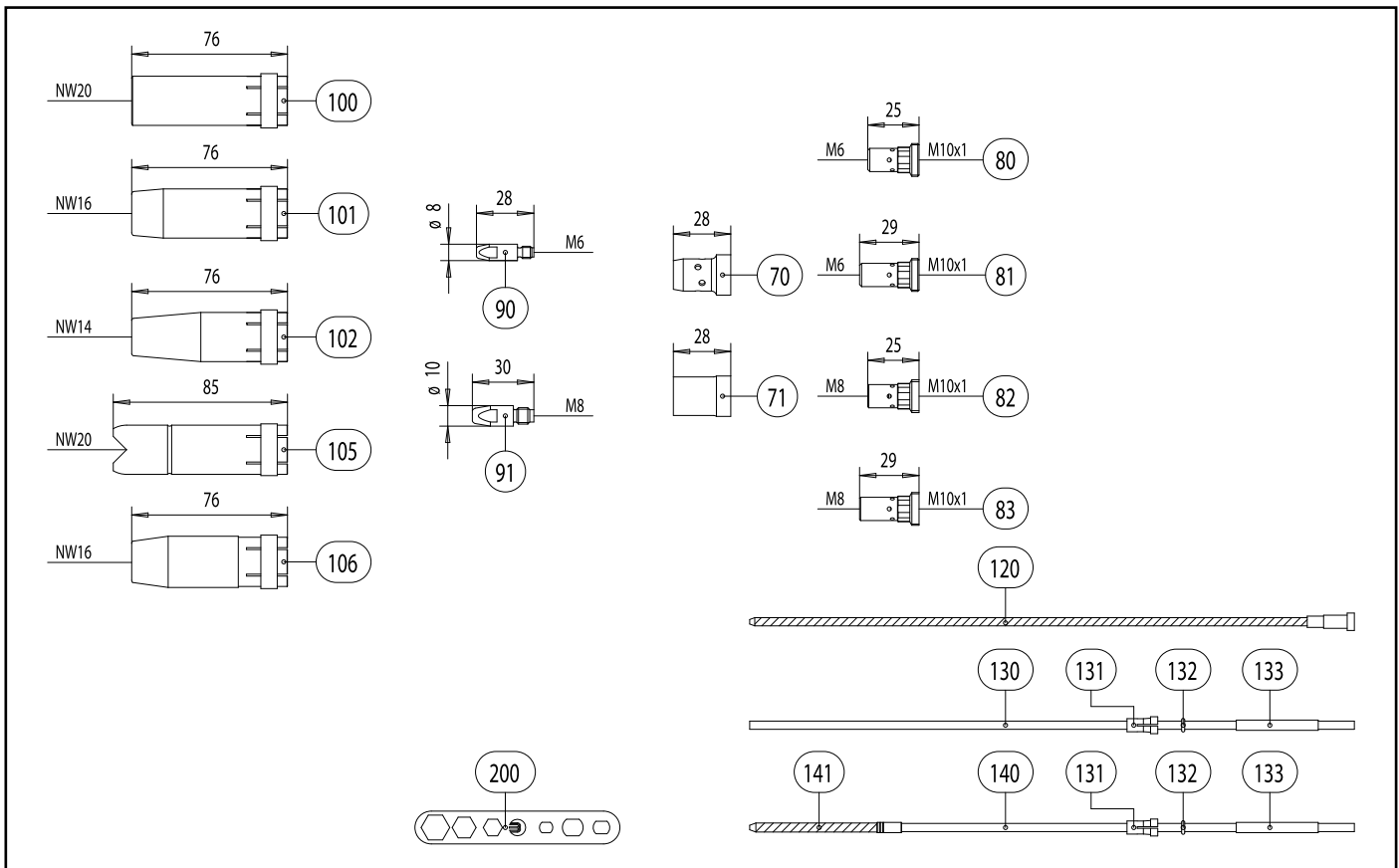
Pos.	Description	Details	Part-No.	Product group
<b>Torch (D-Version)</b>				
	MB EVO PRO 501 D; central adaptor WZ-2; 3.00 m		034.0862.1	1074
	MB EVO PRO 501 D; central adaptor WZ-2; 4.00 m		034.0863.1	1074
	MB EVO PRO 501 D; central adaptor WZ-2; 5.00 m		034.0864.1	1074
<b>Torch</b>				
	MB EVO PRO 501; central adaptor WZ-2; 3.00 m		032.0269.1	1074
	MB EVO PRO 501; central adaptor WZ-2; 4.00 m		032.0270.1	1074
	MB EVO PRO 501; central adaptor WZ-2; 5.00 m		032.0271.1	1074
<b>Swan neck</b>				
1	Swan neck MB EVO PRO 501 D; 50° bent		034.0856.1	1009
1.1	Swan neck MB EVO PRO 501; 50° bent		032.0267.1	1009
4	Insulator	20 Pcs.	030.0019	1095
<b>Handle MB EVO PRO 2K</b>				
10	Handle MB EVO PRO 2K; 2-pole Ic complete		180.0177.1	1095
10.1	Trigger ergonomic 2-pol.; MB EVO PRO / MB EVO		185.0142.1	9010
<b>Cable assembly</b>				
40	Cable assembly MB EVO PRO 3.00 m		022.0259.1	1095
40	Cable assembly MB EVO PRO 4.00 m		022.0260.1	1095
40	Cable assembly MB EVO PRO 5.00 m		022.0261.1	1095
41	Power cable FRH 3.00 m; MB EVO PRO		115.0830.1	1012
41	Power cable FRH 4.00 m; MB EVO PRO		115.0831.1	1012
41	Power cable FRH 5.00 m; MB EVO PRO		115.0832.1	1012
42	Wire/gas conduit 3.00 m; MB EVO PRO / MB EVO		154.0017.1	1012
42	Wire/gas conduit 4.00 m; MB EVO PRO / MB EVO		154.0018.1	1012
42	Wire/gas conduit 5.00 m; MB EVO PRO / MB EVO		154.0019.1	1012
43	Control cable 2-pole	200 m	100.0019	4050

# MIG/MAG Welding Torches MB EVO PRO 501 / 501 D



Pos.	Description	Details	Part-No.	Product group
44	Trigger wire connector	20 Pcs.	175.0022	9010
45	Insulation hose	20 Pcs.	110.0043.20	1395
46	Male connector	20 Pcs.	175.0004	9010
47	Half ring D=37; raspberry red; MB EVO PRO	2 Pcs.	400.D561.2	1595
48	Hose clamp D=9.5 infinitely variable; MB EVO PRO / MB EVO	20 Pcs.	173.0015.20	9010
49	Cable support sleeve PVC and FRH hose	10 Pcs.	500.0558.10	1395
50	Hose 42 FRH black; Ø 5.5x1.5	40 m	109.0052	4050
50.1	Code colour ring blue	20 Pcs.	501.2167	9010
50.2	Code colour ring red	20 Pcs.	501.2166	9010
50.3	Plug nipple ND 5 mm / Ø 6.0 mm	20 Pcs.	501.0114	9010
50.3	Hose clamp D=9.5 infinitely variable; MB EVO PRO / MB EVO	20 Pcs.	173.0015.20	9010
50.4	Fastener cap blue	20 Pcs.	501.2424	1095
50.5	Fastener cap red	20 Pcs.	501.2423	1095
51	Hose 42 FRH black Ø 5.5x1.5 cpl. with plug nipple ND 5; 0.6 m		103.0108	1095
53	Outer cover complete 3.00 m; MB EVO PRO / MB EVO		107.0109.1	1095
53	Outer cover complete 4.00 m; MB EVO PRO / MB EVO		107.0110.1	1095
53	Outer cover complete 5.00 m; MB EVO PRO / MB EVO		107.0111.1	1095
56	Connection housing lc complete; MB EVO PRO / MB EVO		501.2670.1	9010
56.1	Connecting set machine side cpl. for ND 29		501.2236	9010
56.1	Cable support spring		500.0233	9010
56.1	Biclip inside	10 Pcs.	400.0328	9010
56.1	Biclip outside	10 Pcs.	400.0329	9010
57	Pan head screw M4x6	20 Pcs.	000.0552	9010
57.1	Screw cap 1	20 Pcs.	500.0251	9010
58	Adaptor nut M33x2		500.0213	9010
59	Central adaptor WZ-2 / M12x1; MB EVO PRO / MB EVO		501.2677.1	9010

# MIG/MAG Welding Torches MB EVO PRO 501 / 501 D



Pos.	Description	Details	Part-No.	Product group
60	Coupling nut M10x1	10 Pcs.	501.D536	1595
61	O-Ring 4x1	20 Pcs.	165.0002	9010
62	Trigger wire connector; female	20 Pcs.	175.0003	9010
63	Insulating sleeve for central adapter	20 Pcs.	501.2609.20	1395
<b>Wear parts MB EVO PRO 501 / 501 D</b>				
70	Gas diffuser, white	10 Pcs.	030.0145	1032
70	Gas diffuser, long life	10 Pcs.	030.0037	1032
70	Gas diffuser, ceramic	10 Pcs.	030.0190	1032
71	Nozzle insulator	10 Pcs.	146.0013	1032
<b>Wear parts MB EVO PRO 501 D</b>				
80	Contact tip holder M6; 25.0 mm (short)	10 Pcs.	142.0008	1033
81	Contact tip holder M6; 29.0 mm (long)	10 Pcs.	142.0013	1033
82	Contact tip holder M8; 25.0 mm (short)	10 Pcs.	142.0022	1033
	Contact tip holder M8; 27.0 mm; CuCrZr	10 Pcs.	142.0201.10	1033
83	Contact tip holder M8; 29.0 mm (long)	10 Pcs.	142.0027	1033
<b>Wear parts MB EVO PRO 501 / 501 D</b>				
90	Contact tip M6 E-Cu; Ø 1.0 (8x28)	10 Pcs.	140.0242	1030
90	Contact tip M6 E-Cu; Ø 1.2 (8x28)	10 Pcs.	140.0379	1030
90	Contact tip M6 E-Cu; Ø 1.6 (8x28)	10 Pcs.	140.0555	1030
90	Contact tip M6 CuCrZr; Ø 1.0 (8x28)	10 Pcs.	140.0245	1031
90	Contact tip M6 CuCrZr; Ø 1.2 (8x28)	10 Pcs.	140.0382	1031
90	Contact tip M6 CuCrZr; Ø 1.6 (8x28)	10 Pcs.	140.0558	1031
90	Contact tip M6 E-Cu; Ø 1.0 for alu wire (8x28)	10 Pcs.	141.0006	1030
90	Contact tip M6 E-Cu; Ø 1.2 for alu wire (8x28)	10 Pcs.	141.0010	1030
90	Contact tip M6 E-Cu; Ø 1.6 for alu wire (8x28)	10 Pcs.	141.0020	1030
90	Contact tip M6 CuCrZr silver-plated; Ø 1.0 (8x28)	10 Pcs.	147.0245	1031

# MIG/MAG Welding Torches MB EVO PRO 501 / 501 D

Pos.	Description	Details	Part-No.	Product group
90	Contact tip M6 CuCrZr silver-plated; Ø 1.2 (8x28)	10 Pcs.	147.0382	1031
91	Contact tip M8 E-Cu; Ø 1.0 (10x30)	10 Pcs.	140.0313	1030
91	Contact tip M8 E-Cu; Ø 1.2 (10x30)	10 Pcs.	140.0442	1030
91	Contact tip M8 E-Cu; Ø 1.6 (10x30)	10 Pcs.	140.0587	1030
91	Contact tip M8 CuCrZr; Ø 1.0 (10x30)	10 Pcs.	140.0316	1031
91	Contact tip M8 CuCrZr; Ø 1.2 (10x30)	10 Pcs.	140.0445	1031
91	Contact tip M8 CuCrZr; Ø 1.6 (10x30)	10 Pcs.	140.0590	1031
91	Contact tip M8 CuCrZr silver-plated; Ø 1.0 (10x30)	10 Pcs.	147.0316	1031
91	Contact tip M8 CuCrZr silver-plated; Ø 1.2 (10x30)	10 Pcs.	147.0445	1031
91	Contact tip M8 CuCrZr silver-plated; Ø 1.6 (10x30)	10 Pcs.	147.0590	1031
91	Contact tip M8 E-Cu; Ø 1.0 for alu wire (10x30)	10 Pcs.	141.0008	1030
91	Contact tip M8 E-Cu; Ø 1.2 for alu wire (10x30)	10 Pcs.	141.0015	1030
91	Contact tip M8 E-Cu; Ø 1.6 for alu wire (10x30)	10 Pcs.	141.0022	1030
100	Gas nozzle; cylindrical; ND Ø 20.0	10 Pcs.	145.0051	1037
101	Gas nozzle; conical; ND Ø 16.0	10 Pcs.	145.0085	1037
102	Gas nozzle; tapered; ND Ø 14.0	10 Pcs.	145.0132	1037
105	Spot weld gas nozzle; ND Ø 20.0	10 Pcs.	145.0179	1037
106	Gas nozzle; heavy duty; ND Ø 16.0 (only use with nozzle insulator)	10 Pcs.	145.0086	1037
120	Guide spiral liner insulated; 2.0/4.5; red; for wire Ø 1.0-1.2; for 3.00 m		124.0111	1334
120	Guide spiral liner insulated; 2.0/4.5; red; for wire Ø 1.0-1.2; for 4.00 m		124.0112	1334
120	Guide spiral liner insulated; 2.0/4.5; red; for wire Ø 1.0-1.2; for 5.00 m		124.0113	1334
120	Guide spiral liner insulated; 2.5/4.5; yellow; for wire Ø 1.6; for 3.00 m		124.0114	1334
120	Guide spiral liner insulated; 2.5/4.5; yellow; for wire Ø 1.6; for 4.00 m		124.0115	1334
120	Guide spiral liner insulated; 2.5/4.5; yellow; for wire Ø 1.6; for 5.00 m		124.0116	1334
130	PTFE core liner 1.5/4.0; blue; wire electrode Ø 0.8-1.0; for 3.00 m		126.0005	1034
130	PTFE core liner 1.5/4.0; blue; wire electrode Ø 0.8-1.0; for 4.00 m		126.0008	1034
130	PTFE core liner 1.5/4.0; blue; wire electrode Ø 0.8-1.0; for 5.00 m		126.0011	1034
130	PTFE core liner 2.0/4.0; red; wire electrode Ø 1.0-1.2; for 3.00 m		126.0021	1034
130	PTFE core liner 2.0/4.0; red; wire electrode Ø 1.0-1.2; for 4.00 m		126.0026	1034
130	PTFE core liner 2.0/4.0; red; wire electrode Ø 1.0-1.2; for 5.00 m		126.0028	1034
130	PTFE core liner 2.7/4.7; yellow; wire electrode Ø 1.6; for 3.00 m		126.0039	1034
130	PTFE core liner 2.7/4.7; yellow; wire electrode Ø 1.6; for 4.00 m		126.0042	1034
130	PTFE core liner 2.7/4.7; yellow; wire electrode Ø 1.6; for 5.00 m		126.0045	1034
130	PTFE carbon core liner 1.5/4.0; wire electrode Ø 0.8-1.0; for 3.00 m		127.0002	1034
130	PTFE carbon core liner 1.5/4.0; wire electrode Ø 0.8-1.0; for 4.00 m		127.0003	1034
130	PTFE carbon core liner 1.5/4.0; wire electrode Ø 0.8-1.0; for 5.00 m		127.0004	1034
130	PTFE carbon core liner 2.0/4.0; wire electrode Ø 1.0-1.2; for 3.00 m		127.0005	1034
130	PTFE carbon core liner 2.0/4.0; wire electrode Ø 1.0-1.2; for 4.00 m		127.0007	1034
130	PTFE carbon core liner 2.0/4.0; wire electrode Ø 1.0-1.2; for 5.00 m		127.0008	1034
130	PTFE carbon core liner 2.7/4.7; wire electrode Ø 1.6; for 3.00 m		127.0010	1034
130	PTFE carbon core liner 2.7/4.7; wire electrode Ø 1.6; for 4.00 m		127.0012	1034
130	PTFE carbon core liner 2.7/4.7; wire electrode Ø 1.6; for 5.00 m		127.0013	1034
131	Nipple for core liner at Ø 4.0	20 Pcs.	131.0001	1095
131	Nipple for core liner at Ø 4.7	20 Pcs.	131.0002	1095
132	O-Ring 3.5x1.5	20 Pcs.	165.0008	9010
133	Guide tube for core liners up to Ø 4.0 (200 mm)	10 Pcs.	129.0461	1095
140	Combined wire guide cpl. polyamide/brass; wire Ø 1.0-1.2; for 3.00 m		128.M002	1034
140	Combined wire guide cpl. polyamide/brass; wire Ø 1.0-1.2; for 4.00 m		128.M003	1034
140	Combined wire guide cpl. polyamide/brass; wire Ø 1.0-1.2; for 5.00 m		128.M004	1034
141	Brass spiral made up with sleeve (200 mm)	10 Pcs.	001.0305	1095

# MIG/MAG Welding Torches MB EVO PRO 501 / 501 D

Pos.	Description	Details	Part-No.	Product group
200	Spanner Standard	10 Pcs.	191.0001	9010